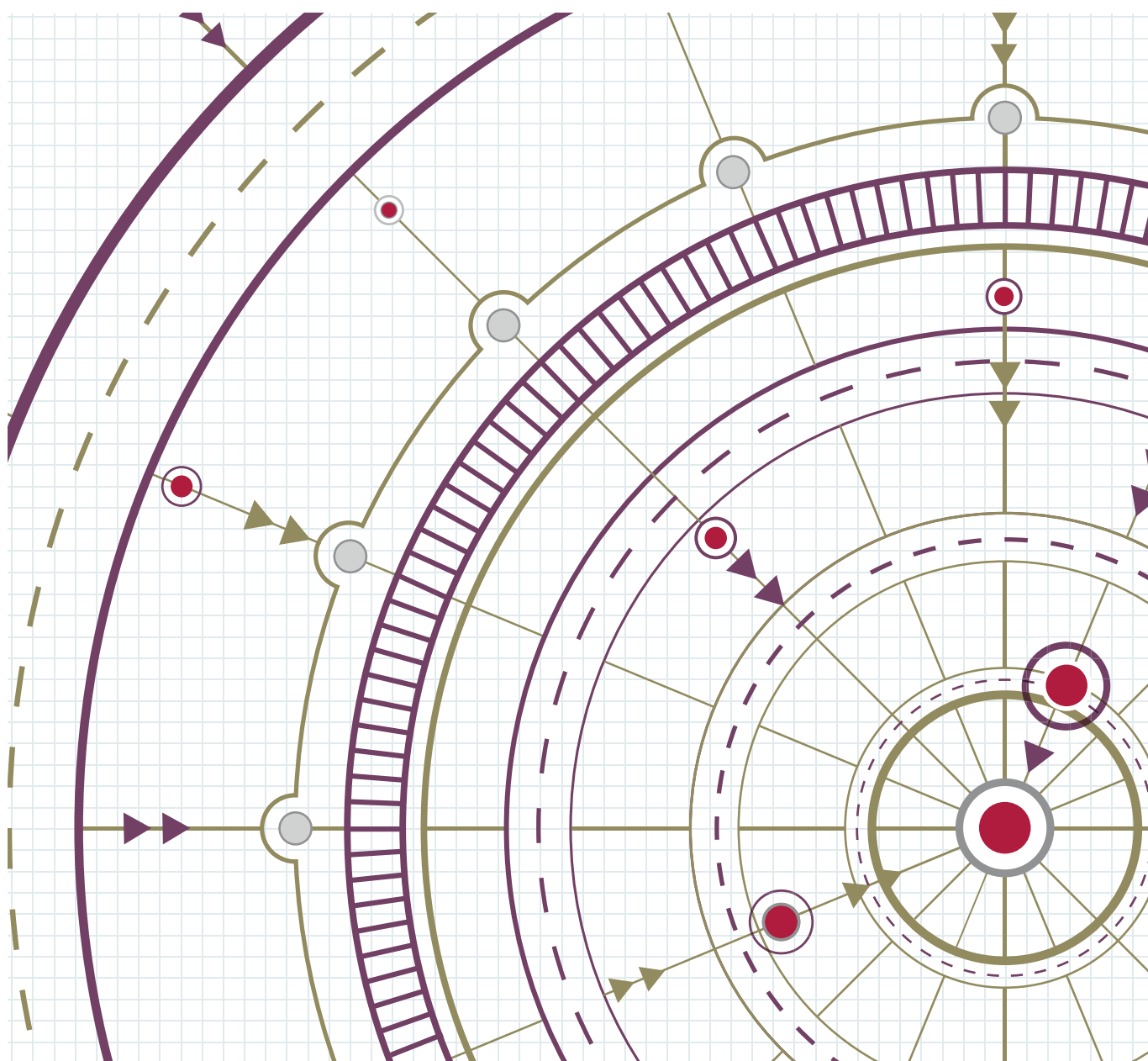


January 2019

IFRS® Foundation  
International Accounting Standards Board

# Using the IFRS Taxonomy

*A preparer's guide*



---

The *Preparer's Guide* has been written by IFRS Foundation staff. It has not been approved by the International Accounting Standards Board (Board). The guide is designed to help preparers understand the content of the IFRS Taxonomy.

All rights, including copyright, in the content of this publication are owned by the IFRS Foundation (Foundation).

**Disclaimer:** To the extent permitted by applicable law, the Board and the Foundation expressly disclaim all liability howsoever arising from this publication or any translation thereof whether in contract, tort or otherwise to any person in respect of any claims or losses of any nature including direct, indirect, incidental or consequential loss, punitive damages, penalties or costs.

Information contained in this publication does not constitute advice and should not be substituted for the services of an appropriately qualified professional.

**Copyright © 2019 IFRS Foundation**

All rights reserved. Reproduction and use rights are strictly limited. Please contact the Foundation for further details at [licences@ifrs.org](mailto:licences@ifrs.org).

Copies of Board publications may be obtained from the Foundation's Publications Department. Please address publication and copyright matters to [publications@ifrs.org](mailto:publications@ifrs.org) or visit our web shop at <https://shop.ifrs.org>.



The Foundation has trade marks registered around the world (Marks) including 'IAS®', 'IASB®', the IASB® logo, 'IFRIC®', 'IFRS®', the IFRS® logo, 'IFRS for SMEs®', the IFRS for SMEs® logo, the 'Hexagon Device', 'International Accounting Standards®', 'International Financial Reporting Standards®', 'NIIF®' and 'SIC®'. Further details of the Foundation's Marks are available from the Foundation on request.

The Foundation is a not-for-profit corporation under the General Corporation Law of the State of Delaware, USA and operates in England and Wales as an overseas company (Company number: FC023235) with its principal office in the Columbus Building, 7 Westferry Circus, Canary Wharf, London E14 4HD.

# Contents

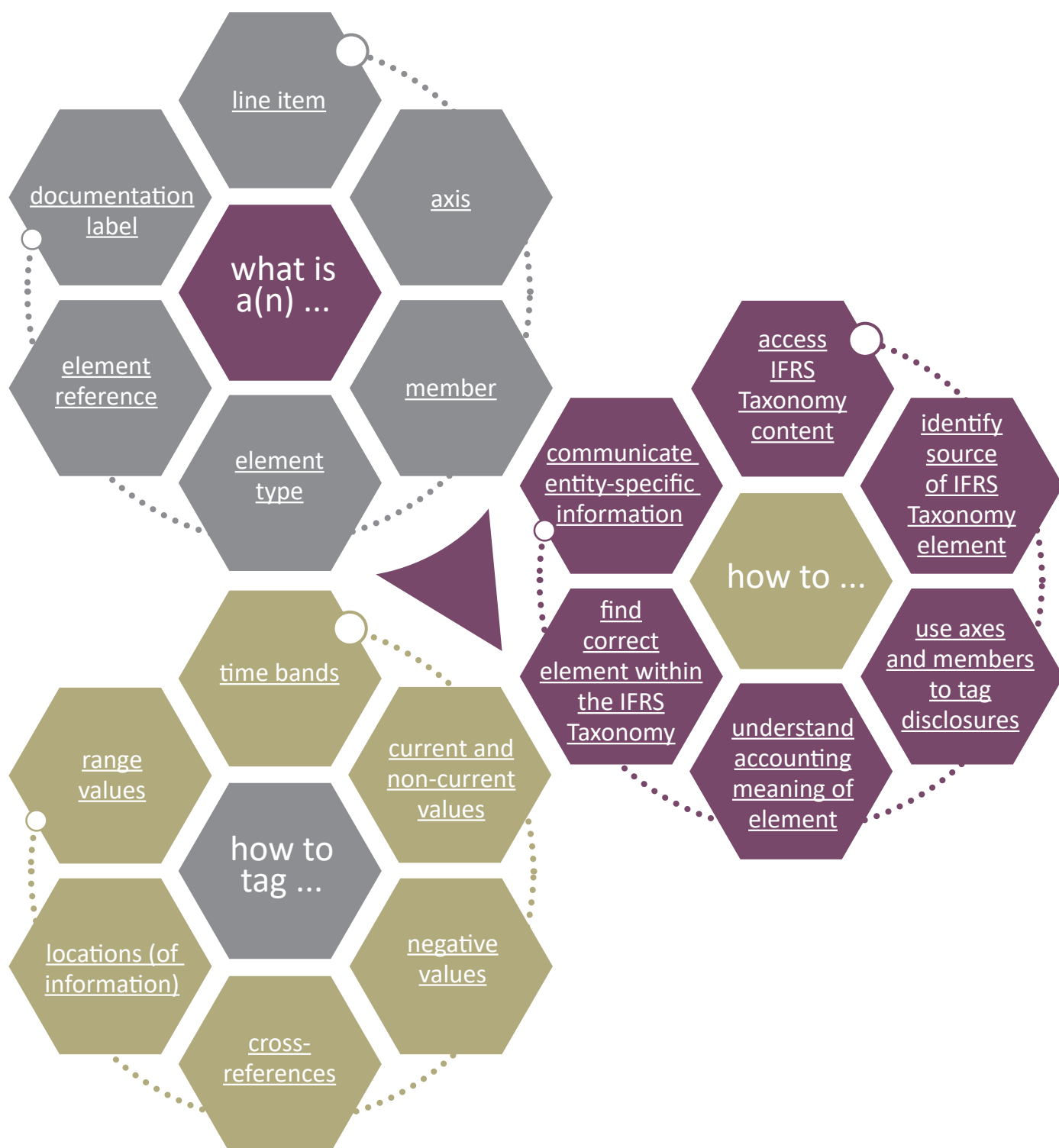
---

<b>INTRODUCTION</b>	6
Aim	6
Contents of the guide	6
Stay informed	7
<b>SECTION 1—GETTING STARTED</b>	8
What is a taxonomy?	8
What is the IFRS Taxonomy and what are its objectives?	8
What is included in the IFRS Taxonomy?	9
How can I identify the source of an IFRS Taxonomy element?	10
How can I view and browse IFRS Taxonomy content?	10
When is the IFRS Taxonomy updated?	11
How can I access tagged information?	13
Does the Foundation publish examples illustrating the use of the IFRS Taxonomy?	14
<b>SECTION 2—IFRS TAXONOMY ELEMENTS</b>	16
Overview	16
What are line items?	17
Line items for tagging different types of information	17
What happens if the available line items do not fit my reporting?	19
What are axes and axis members?	20
How do I use axes and members to tag IFRS disclosures?	21
What happens if the available members do not fit my reporting?	21
Default members and how to use them	23
Default members that do not represent the total for their axis	24
Why do some axes contain only a default member?	24
Equivalent elements and element combinations	25
Text block tagging	26
<b>SECTION 3—UNDERSTANDING THE ACCOUNTING MEANING OF AN IFRS TAXONOMY ELEMENT</b>	28
Why do I need to understand the accounting meaning of an element?	28
What IFRS Taxonomy content is available?	28
Element labels	28
Documentation labels	29
References to IFRS Standards	31
Effective and expiry dates	32
Other element attributes	33
<b>SECTION 4—FINDING THE CORRECT ELEMENT WITHIN THE IFRS TAXONOMY</b>	34
Introduction	34
IFRS Taxonomy presentation	34
Overview	34
IFRS Taxonomy presentation and the accounting meaning of an element	36
Finding elements—consider all IFRS Taxonomy content when tagging	37

Finding elements for tagging primary financial statements	38
Finding elements that are specific to particular activities	39
Finding elements that can be used for text block tagging	39
Finding elements—examples	40
IFRS Taxonomy tables	42
Overview	42
Tables and human-readable tabular display formats	43
IFRS Taxonomy tables are not exhaustive	43
Axes not included within specific tables	44
IFRS Taxonomy calculations and formulas	44
<b>SECTION 5—REPORTING NEGATIVE VALUES FOR IFRS TAXONOMY ELEMENTS</b>	46
Overview	46
What is the balance attribute of an element?	46
Elements with an assigned balance attribute	46
Elements without an assigned balance attribute	49
Negated labels—presentation	50
<b>SECTION 6—TAGGING SPECIFIC VALUES USING THE IFRS TAXONOMY</b>	51
Overview	51
How can I tag range values?	51
How can I tag time bands?	52
How can I tag current and non-current values?	53
How can I tag a cross-reference to another part of an annual report?	54
How can I report the location of information within primary financial statements?	55
<b>SECTION 7—USE OF THE IFRS TAXONOMY BY A FILING SYSTEM OWNER</b>	56
Overview	56
Variations in how a filing system owner may use the IFRS Taxonomy	56
IFRS Taxonomy versions	56
IFRS Taxonomy extensions	56
IFRS Taxonomy customisations	56
Filing rules set by system owner	57
<b>SECTION 8—COMMUNICATING ENTITY-SPECIFIC INFORMATION USING THE IFRS TAXONOMY</b>	58
Overview	58
Entity-specific disclosures	58
Other entity-specific information	59

# Quick links for the preparer's guide

---



# Introduction

---

## Aim

- 1 The aim of this guide is to help preparers understand the content of the IFRS Taxonomy. For the purposes of this guide, a preparer is someone who tags disclosures within financial statements that apply IFRS Standards (IFRS financial statements) using the IFRS Taxonomy. Understanding the structure of the IFRS Taxonomy and how it is intended to be used can improve the quality and consistency of the data tagging applied to IFRS disclosures.
- 2 This guide assumes that a preparer has reasonable knowledge of the IFRS<sup>®</sup> Standards. It does not assume detailed knowledge of the eXtensible Business Reporting Language Standard (XBRL<sup>™</sup>)<sup>1</sup>, but it may help to have read introductory materials on this subject.
- 3 This guide is part of a set of documents aimed at supporting the use and adoption of the IFRS Taxonomy around the world by regulators, preparers and users of financial information.

## Contents of the guide

- 4 [Section 1—Getting started](#) provides a short introduction to the IFRS Taxonomy. It answers general questions, such as what content is included within the IFRS Taxonomy and when the IFRS Taxonomy is updated.
- 5 [Section 2—IFRS Taxonomy elements](#) describes line items, axes and members and explains how a preparer can use the elements of the IFRS Taxonomy to tag IFRS disclosures.
- 6 [Section 3—Understanding the accounting meaning of an IFRS Taxonomy element](#) describes the IFRS Taxonomy content a preparer can use to understand the accounting meaning of an element. Understanding the accounting meaning helps a preparer select the correct elements when tagging IFRS financial statements.
- 7 [Section 4—Finding the correct element within the IFRS Taxonomy](#) explains the features a preparer can use to help navigate the IFRS Taxonomy content and find the correct element(s).
- 8 [Section 5—Reporting negative values for IFRS Taxonomy elements](#) shows preparers how to correctly use a negative or positive sign to report the value of an IFRS Taxonomy element.
- 9 [Section 6—Tagging specific values using the IFRS Taxonomy](#) explains how a preparer can use IFRS Taxonomy content to report values representing a time band, a range, a cross-reference to another part of an annual report, the location of a disclosure or a current or non-current value.
- 10 [Section 7—Use of the IFRS Taxonomy by a filing system owner](#) summarises how a filing system owner can use the IFRS Taxonomy and how such use may affect the guidance or explanations in this guide. A filing system owner, such as a securities regulator, sets policies for the filing and tagging of electronic financial statements.
- 11 [Section 8—Communicating entity-specific information using the IFRS Taxonomy](#) explains how a preparer can use the IFRS Taxonomy content to make entity-specific information more easily accessible to users of financial information.

---

<sup>1</sup> XBRL<sup>™</sup> is a trade mark of XBRL International, Inc. All rights reserved.

- 
- 12 This guide does not describe:
- (a) the rules, guidelines or taxonomy in use by particular filing system owners. Each filing system owner should be able to provide such descriptions. This guide will complement those descriptions and should be used in conjunction with them.
  - (b) the actual process a preparer may need to follow to tag, because the process may vary depending on the software tools used. Preparers should refer to their software vendors for guidance.
- 13 IFRS Taxonomy content can be displayed in various ways depending on the functionalities built into software tools. As such, any guidance on the various displays of IFRS Taxonomy content is outside the scope of this guide. Preparers and users should therefore contact software vendors for assistance.
- 14 This guide is general in nature. In particular, it does not explain the use of or provide guidance on specific IFRS Taxonomy elements.

## Stay informed

- 15 You can register for email updates to keep up to date with changes and news relating to the IFRS Taxonomy by clicking on the 'Follow' button at the top of the [IFRS Taxonomy page](http://www.ifrs.org/issued-standards/ifrs-taxonomy/) on the Foundation's website.<sup>2</sup>

---

<sup>2</sup> IFRS Taxonomy page: <http://www.ifrs.org/issued-standards/ifrs-taxonomy/>.

# Section 1—Getting started

---

## What is a taxonomy?

- 16 A taxonomy is a classification system that can be used to identify and structure information so it is easy for a consumer to find. For example, a retailer may use a taxonomy for products it is selling online. This taxonomy is likely to include codes and labels that uniquely identify each product and provide information about the products, such as short descriptions, expected delivery times and references to physical shops where the products are available. The retailer is also likely to classify products by category, size, colour and price range. This taxonomy would allow online shoppers to quickly find, review and select specific products. Shoppers would be able to spend their time reviewing products rather than sifting through information.
- 17 Taxonomies are also used to allow information to be tagged and exchanged in a structured electronic format so that it can be accessed quickly and processed cost-effectively by the intended recipient of that information. For example, a shopper can place an online order by selecting a specific product. The retailer can automatically process the shopper's selection using the underlying computer code of that product.

## What is the IFRS Taxonomy and what are its objectives?

- 18 The IFRS Taxonomy is published by the International Accounting Standards Board (Board) and the IFRS Foundation (Foundation) to facilitate electronic reporting of financial statements prepared in accordance with IFRS Standards. It includes:
- (a) the full IFRS Taxonomy, which applies to financial statements prepared in accordance with the full IFRS Standards;
  - (b) the IFRS Taxonomy for SMEs, which applies to financial statements prepared in accordance with the *IFRS for SMEs*<sup>®</sup> Standard; and
  - (c) the IFRS Taxonomy for Management Commentary, which applies to IFRS Practice Statement 1 *Management Commentary*.
- 19 The IFRS Taxonomy lists and defines the specific codes (elements) that preparers can use to identify (tag) the information disclosed within IFRS financial statements. The IFRS Taxonomy also includes content that describes the accounting meaning of an element or helps a preparer find the correct element. Elements are organised into distinct groups to make it easier to navigate the IFRS Taxonomy.
- 20 Tagging information makes it easier for users to find a particular disclosure within a set of IFRS financial statements, for example, by searching for specific elements. Tagging facilitates, but does not replace, analysis—it enables users to quickly and cost-effectively process, store and analyse data using appropriate software and tools. Tagging supports better communication between preparers and users of IFRS financial statements, and is essential to users that prefer to view and receive information in a structured electronic format.
- 21 To understand a tagged disclosure, users should consider related information about that disclosure. That related information might include narrative explanations or accounting policies for the disclosure or a disaggregation of an amount disclosed.



- 
- 22 A preparer can express information related to an IFRS disclosure in a computer-readable format. For example:
- (a) the IFRS Taxonomy includes elements for tagging narrative explanations or accounting policies; and
  - (b) XBRL calculations can be used to express a disaggregation.
- 23 The IFRS Taxonomy does not drive or prescribe the content and presentation of IFRS financial statements—it provides a means of tagging IFRS disclosures.

**Tagging information makes it easier for users to find a particular disclosure within a set of IFRS financial statements. Tagging supports better communication between preparers and users of IFRS financial statements.**

## What is included in the IFRS Taxonomy?

- 24 IFRS Taxonomy elements have been obtained from two sources:
- (a) IFRS Standards (including the *IFRS for SMEs* Standard) and their accompanying materials (see paragraph 25); and
  - (b) common reporting practice (see paragraphs 26 to 27).
- 25 The IFRS Taxonomy includes elements that reflect the presentation and disclosure requirements of the IFRS Standards as issued by the Board, elements from the accompanying materials to the IFRS Standards (implementation guidance and illustrative examples) and a small number of elements reflecting IFRS Practice Statement 1 *Management Commentary*.
- 26 Common practice elements:
- (a) are not specifically mentioned in IFRS Standards or their accompanying materials, but are, nonetheless, consistent with IFRS Standards.
  - (b) have been found to be frequently disclosed across a range of companies and accounting jurisdictions. They have been identified by conducting empirical reviews of IFRS financial statements.
- 27 Common practice elements are included in the IFRS Taxonomy to help facilitate consistent tagging of disclosures in IFRS financial statements. However, the inclusion of common practice elements in the IFRS Taxonomy does not imply that these elements are required by IFRS Standards or provide guidance on how to implement IFRS Standards.
- 28 [A \*Guide to Common Practice Content\*](#)<sup>3</sup> is available on the Foundation's website. This guide describes common practice content and the process for adding such content to the IFRS Taxonomy.

---

<sup>3</sup> A *Guide to Common Practice Content* is available at <http://go.ifrs.org/taxonomy-common-practice-content-guide>.

---

## How can I identify the source of an IFRS Taxonomy element?

- 29 Each element has a reference type that can be used to identify the source of that element. The IFRS Taxonomy uses the following element reference types:
- (a) disclosure—an element of this type depicts a disclosure requirement of an IFRS Standard;
  - (b) example—an element of this type represents an example provided in an IFRS Standard or its accompanying materials; and
  - (c) common practice—an element of this type reflects common reporting practice within IFRS financial statements.

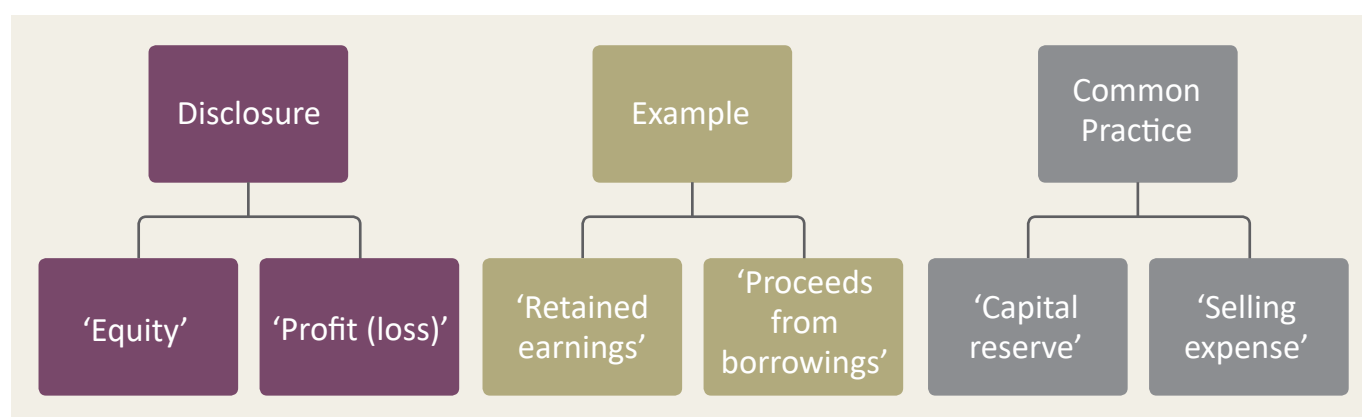


Figure 1—Element reference types and examples of IFRS Taxonomy elements

## How can I view and browse IFRS Taxonomy content?

- 30 The Foundation's website provides two ways of viewing and browsing IFRS Taxonomy content: [xIFRS](#)<sup>4</sup> and the [IFRS Taxonomy Illustrated](#).<sup>5</sup> In addition, the technical IFRS Taxonomy files are available on the Foundation's website.
- 31 xIFRS, an online tool developed by the Foundation, provides a view of the electronic IFRS Standards (eIFRS) with embedded IFRS Taxonomy content. It applies to the full IFRS Standards, as well as to the *IFRS for SMEs* Standard.
- 32 The *IFRS Taxonomy Illustrated* is published by the Foundation and displays IFRS Taxonomy content in both PDF and HTML formats. The HTML version includes IFRS Taxonomy element definitions that are not available in the PDF version, as well as additional features to assist navigation. The [Guide to the IFRS Taxonomy Illustrated](#)<sup>6</sup> describes the layout of the *IFRS Taxonomy Illustrated* and how to navigate its content.

---

4 xIFRS is available at <http://www.ifrs.org/issued-standards/ifrs-taxonomy/xifrs-online-tool/>.

5 The *IFRS Taxonomy Illustrated* is available at <http://www.ifrs.org/issued-standards/ifrs-taxonomy/ifrs-taxonomy-illustrated/>.

6 The *Guide to the IFRS Taxonomy Illustrated* is available at <http://go.ifrs.org/ifrs-taxonomy-illustrated-guide>.

- 33 The technical IFRS Taxonomy files express and deliver the content of the IFRS Taxonomy. These files allow computers to automatically process the IFRS Taxonomy and display its content using various software applications. The Foundation publishes the IFRS Taxonomy files using the XBRL standard. The IFRS Taxonomy files can be downloaded and viewed with specialist software. For more information on how to use and work with the XBRL standard, please see the XBRL International website.<sup>7</sup>
- 34 IFRS Taxonomy entry points allow users to access the whole or a subset of the IFRS Taxonomy files. For example, a user of the IFRS Taxonomy that prepares its financial statements applying the *IFRS for SMEs* Standard can view the IFRS Taxonomy files that apply only to the *IFRS for SMEs* Standard. Table 1 lists the entry points for the IFRS Taxonomy.

**Table 1—IFRS Taxonomy entry points**

Entry points	Choose this entry point to view the IFRS Taxonomy files for ...
IFRS for SMEs	<i>IFRS for SMEs</i> Standard
Full IFRS Standards <sup>8</sup>	Full IFRS Standards
Management Commentary	IFRS Practice Statement 1 <i>Management Commentary</i>
Full IFRS Standards and Management Commentary	Full IFRS Standards and IFRS Practice Statement 1 <i>Management Commentary</i>
Combined	<i>IFRS for SMEs</i> Standard, full IFRS Standards and IFRS Practice Statement 1 <i>Management Commentary</i>
Deprecated	Deprecated elements relating to IFRS Standards. <a href="#">Paragraph 120</a> provides a definition of deprecated elements.

## When is the IFRS Taxonomy updated?

- 35 Updates to IFRS Taxonomy content occur throughout the year, and are released as a result of:
- the publication of new or amended IFRS Standards;
  - common practice projects; or
  - general improvements to the IFRS Taxonomy.
- 36 The Board approves IFRS Taxonomy Updates resulting from new or amended IFRS Standards. IFRS Taxonomy Updates reflecting common practice content are not subject to approval by the Board but are reviewed by the IFRS Taxonomy Review Panel, which consists of three to five Board members. General improvements to the IFRS Taxonomy are changes to the IFRS Taxonomy other than those resulting from changes to IFRS Standards and analysis of common reporting practice. The general improvements are reviewed, but not approved, by the IFRS Taxonomy Review Panel.

<sup>7</sup> XBRL International website: <http://www.xbrl.org>.

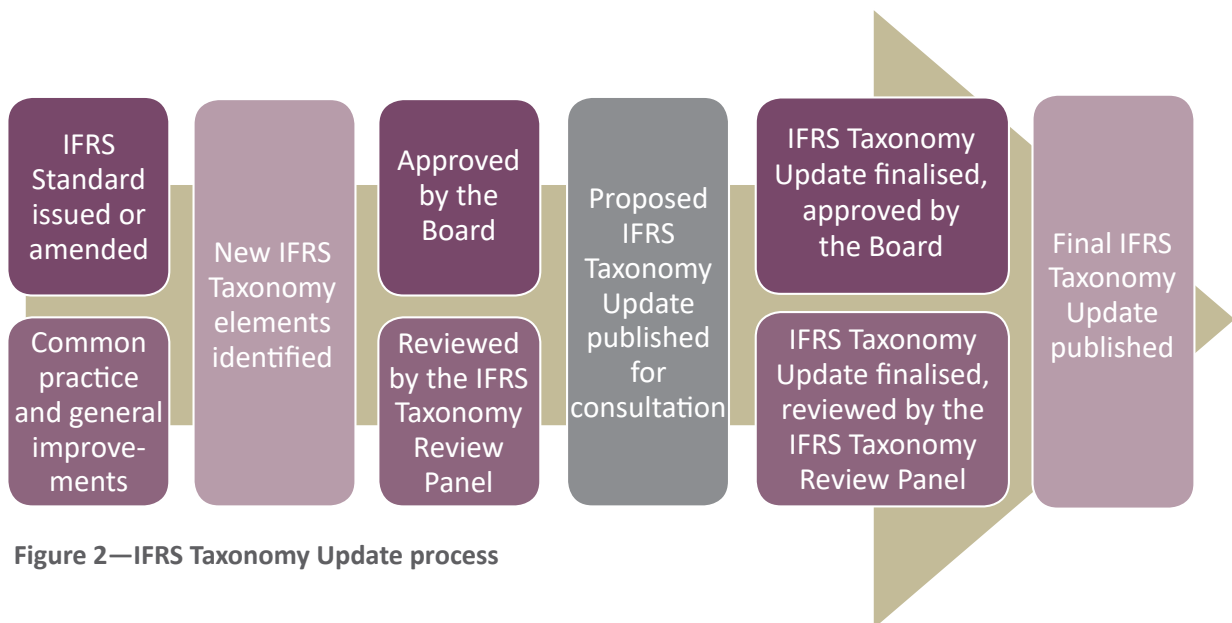
<sup>8</sup> The IFRS Foundation also provides a basic entry point to view the full IFRS Standards but without some XBRL features. For example, features that allow users to create additional relationships between IFRS Taxonomy presentation groups (see [paragraphs 126 to 134](#)) and IFRS Standards.

37 Proposed IFRS Taxonomy Updates are the documents used to consult on proposed changes to the IFRS Taxonomy. The Board (or IFRS Taxonomy Review Panel) approves (or reviews) the publication of these Updates and considers comments from the public before the final IFRS Taxonomy Update and IFRS Taxonomy files are published.

**Updates to IFRS Taxonomy content occur throughout the year.**

38 The IFRS Taxonomy Consultative Group (ITCG) provides advice on the development of the IFRS Taxonomy. It reviews proposed and final IFRS Taxonomy files to help ensure the technical integrity of the IFRS Taxonomy. The ITCG also reviews the proposed and final IFRS Taxonomy Updates and may also be asked to review IFRS Taxonomy educational and supporting materials.

39 Each year, the annual IFRS Taxonomy, a compilation of all final IFRS Taxonomy Updates, is published, usually in the first quarter of the year. Because it is a compilation of previous updates, the annual IFRS Taxonomy is not subject to separate public consultation. The IFRS Taxonomy Update process is represented in figure 2.



**Figure 2—IFRS Taxonomy Update process**

40 The Foundation welcomes comments on the overall content of the IFRS Taxonomy. Although we cannot respond to individual comments, all feedback is considered and may result in proposed improvements to the IFRS Taxonomy. Comments can be sent via the ‘Contact us’ link on the [IFRS Taxonomy web page](http://www.ifrs.org/issued-standards/ifrs-taxonomy/).<sup>9</sup>

41 IFRS Taxonomy changes are applied prospectively—they are not reflected within previous releases of the IFRS Taxonomy. Consequently, tagging applied to an IFRS disclosure in an older report based on an earlier version of the IFRS Taxonomy should not be rolled forward to the current financial reporting year without considering changes that have been made to the IFRS Taxonomy. For example, a new common practice element may have been added to a later version of the IFRS Taxonomy. That new element can now be used to tag an IFRS disclosure that had been left untagged or for which an extension element was used in earlier reporting periods.

<sup>9</sup> IFRS Taxonomy web page: <http://www.ifrs.org/issued-standards/ifrs-taxonomy/>.

- 
- 42 Information about the changes made to IFRS Taxonomy content (versioning information) is produced with each final IFRS Taxonomy Update. Versioning information allows a preparer to identify specific changes, for example:
- (a) the addition of new elements to reflect new common practice or new IFRS Standards;
  - (b) the deprecation<sup>10</sup> of existing elements, which mainly happens when an IFRS Standard is no longer effective; or
  - (c) changes to element labels and references to the IFRS Standards.
- 43 Versioning information for the *IFRS Taxonomy Illustrated* and IFRS Taxonomy files is available on the Foundation's website.

**Tagging applied to an IFRS disclosure in an older report based on an earlier version of the IFRS Taxonomy should not be rolled forward to the current financial reporting year without considering changes that have been made to the IFRS Taxonomy.**

## How can I access tagged information?

- 44 Preparers need technology to deliver tagged information to users of IFRS financial statements. The reporting technology commonly required by filing system owners is XBRL and Inline XBRL.<sup>11</sup>
- 45 An XBRL document is a technical file that can be read by computers. It permits the transfer of tagged information from the document into Microsoft® Excel or a database with minimal or no manual processing. A user can view and analyse the tagged information using available software, for example, screening tools that compare disclosures across entities. The content of a standard XBRL document includes only information that has been tagged, and does not necessarily represent a full set of financial statements.
- 46 Inline XBRL has all the benefits of standard XBRL—specific software can be used to extract and transfer embedded, tagged information with minimal or no manual processing. However, an Inline XBRL document is a human-readable web document that embeds the tagged information. It permits a preparer to represent a full, tagged set of IFRS financial statements in a single document.

---

<sup>10</sup> For a definition of deprecation, see [paragraph 120](#) of this guide.

<sup>11</sup> For more detailed information on the distinction between XBRL and Inline XBRL, see the XBRL International website: <http://www.xbrl.org>.

## Does the Foundation publish examples illustrating the use of the IFRS Taxonomy?

- 47 The Foundation tags the illustrative examples accompanying the IFRS Standards and its annual report using the IFRS Taxonomy elements and the XBRL standard. The resulting XBRL and Inline XBRL files are published on the Foundation's website.
- 48 Figure 3 shows an extract from the [IFRS Foundation Annual Report 2017](#)<sup>12</sup> in the Inline XBRL format. When a user clicks on the total income value of 32,079 (highlighted in yellow), the IFRS Taxonomy element(s) that apply to the value appear.

Statement of comprehensive income			
Year ended 31 December 2017			
	Note	2017 £'000	2016 £'000
<b>Income</b>			
Contributions	5	25,084	24,078
Revenue from publications and related activities	6	6,612	6,139
Other income	5	383	380
		<b>32,079</b>	<b>30,597</b>

XBRL attributes	
Name	ifrs-full:RevenueAndOperatingIncome
Value	32,079,000
Units	GBP
Period	2017-01-01 to 2017-12-31
Decimals	-3
Scale	3

[Close](#)

**Figure 3—Simple example illustrating the use of the IFRS Taxonomy**

Source: *IFRS Foundation Annual Report 2017* (Inline XBRL format)

12 The *IFRS Foundation Annual Report 2017* in the Inline XBRL format is available at <https://www.ifrs.org/-/media/feature/about-us/funding/annual-report-ixbrl-2017.xhtml>.

- 49 Figure 4 shows an illustrative example from IFRS 17 *Insurance Contracts* in the Inline XBRL format. When a user clicks on the value for ‘Charges related to future service’ (highlighted in yellow), the IFRS Taxonomy element(s) that apply to the value appear.

### IFRS 17 *Insurance Contracts*

#### Illustrative Examples

*This document presents a selection of disclosures from the Illustrative Examples accompanying IFRS 17, to illustrate possible tagging using the IFRS Taxonomy. This document is not intended to provide interpretative guidance.*

A possible format of the reconciliation of the insurance contract liability required by paragraph 101 of IFRS 17 is as follows:

	Estimates of the present value of future cash flows	Risk adjustment for non-financial risk	Contractual service margin	Insurance contract liability
	CU	CU	CU	CU
Opening balance	372	80	165	617
Insurance finance expenses	19	–	8	27
Charges related to future service	238	48	(173)	113
Changes related to current service	200	(40)	–	160
Cash outflows	(400)	–	–	(400)
<b>Closing balance</b>	<b>429</b>	<b>88</b>	<b>–</b>	<b>517</b>

#### XBRL attributes

Name	ifrs-full:IncreaseDecreaseThroughChangesThatRelateToFutureServiceInsuranceContractsLiabilityAsset
Value	113
Units	GBP
Period	2022-01-01 to 2022-12-31
	ifrs-full:DisaggregationOfInsuranceContractsAxis
	ifrs-full:InsuranceContractsIssuedMember
	ifrs-full:InsuranceContractsAxis
	ifrs-full:InsuranceContractsOtherThanThoseToWhichPremiumAllocationApproachHasBeenAppliedMember
Decimals	0
Scale	0

Close

**Figure 4—More complex example illustrating the use of the IFRS Taxonomy**  
 Source: IFRS 17 *Insurance Contracts—Illustrative Examples (Inline XBRL format)*

# Section 2—IFRS Taxonomy elements

---

## Overview

- 50 The term ‘element’ refers to components of the IFRS Taxonomy that are used to tag disclosures within a set of IFRS financial statements.<sup>13</sup> IFRS Taxonomy elements fall into three categories:
- (a) line items;
  - (b) axes; and
  - (c) members.
- 51 All elements have human-readable labels and computer-readable identifiers.
- (a) Human-readable labels help convey the accounting meaning of each element. In particular, every element has a ‘standard label’ that normally matches the wording used in IFRS Standards. Labels can also be used for such things as adding language translations or defining accounting elements. [Section 3](#) describes the use of labels within the IFRS Taxonomy in more detail.
  - (b) Computer-readable identifiers are used solely for digital processing by software. They do not change between IFRS Taxonomy versions even when there is a change to the human-readable label.
- 52 Preparers do not need to know or use computer-readable identifiers to identify the correct element when tagging IFRS financial statements. The human-readable labels provide enough information to enable preparers to identify the correct element.
- 53 All computer-readable identifiers are contained within the downloadable IFRS Taxonomy files; however, they are not provided within the *IFRS Taxonomy Illustrated* or xIFRS. Only human-readable labels are provided within those documents. The examples in this guide use only human-readable labels unless otherwise indicated.

**Preparers do not need to know or use computer-readable identifiers to identify the correct element when tagging IFRS financial statements.**

---

<sup>13</sup> The IFRS Taxonomy also includes abstract elements that cannot be used for tagging but are intended to help preparers to navigate the IFRS Taxonomy. Abstract elements are further explained in [paragraphs 131 and 132](#).



## What are line items?

- 54 Line items represent individual accounting concepts. For example, the following line items represent some of the disclosure requirements of IAS 16 *Property, Plant and Equipment*.

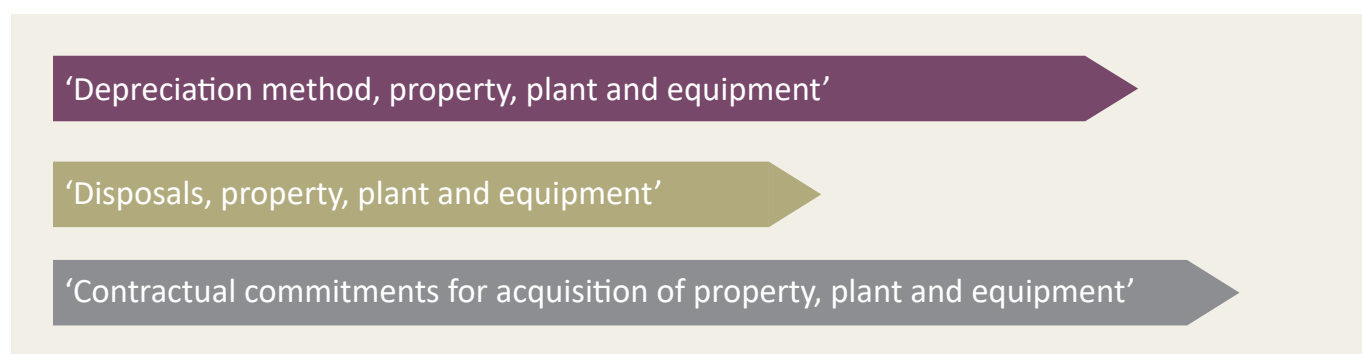


Figure 5—Line items

- 55 Line items are used to tag IFRS disclosures. For example, the IFRS Taxonomy line item with the label 'Contractual commitments for acquisition of property, plant and equipment' can be used to tag the value of €1,000 embedded in the following disclosure 'Entity X has capital commitments of €1,000 in respect of capital expenditures contracted for property, plant and equipment at the date of the statement of financial position'; see figure 6.

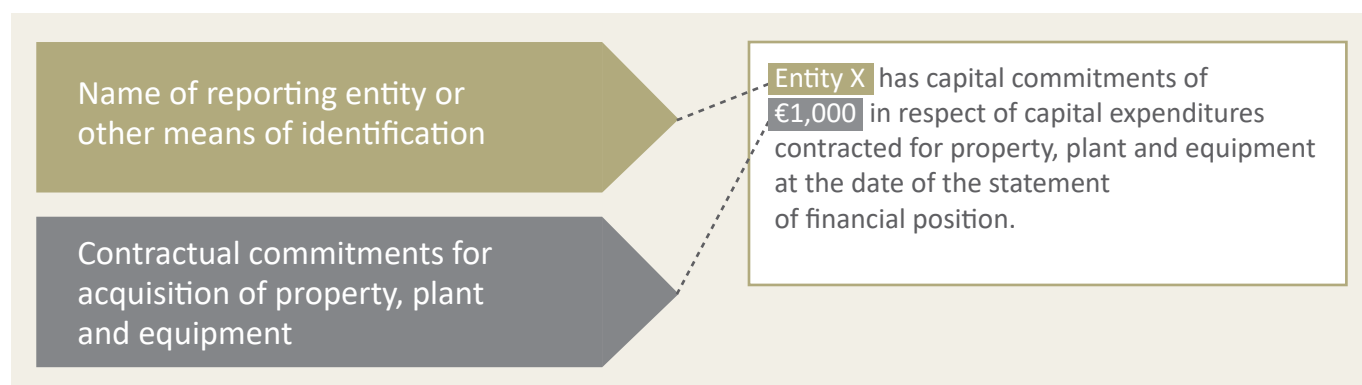


Figure 6—Line items used to tag disclosures

## Line items for tagging different types of information

- 56 While the nature of IFRS financial reporting means that a large number of line items within the IFRS Taxonomy apply to numeric values, the IFRS Taxonomy also includes line items for tagging other types of values, such as entity names, acquisition dates or descriptions of retirement benefit plans.
- 57 Each IFRS Taxonomy line item has an attribute called an 'element type' that specifies the type of data value that applies to that line item. Table 2 lists the main element types with descriptions, and explains how these element types are displayed within the *IFRS Taxonomy Illustrated* and xIFRS.

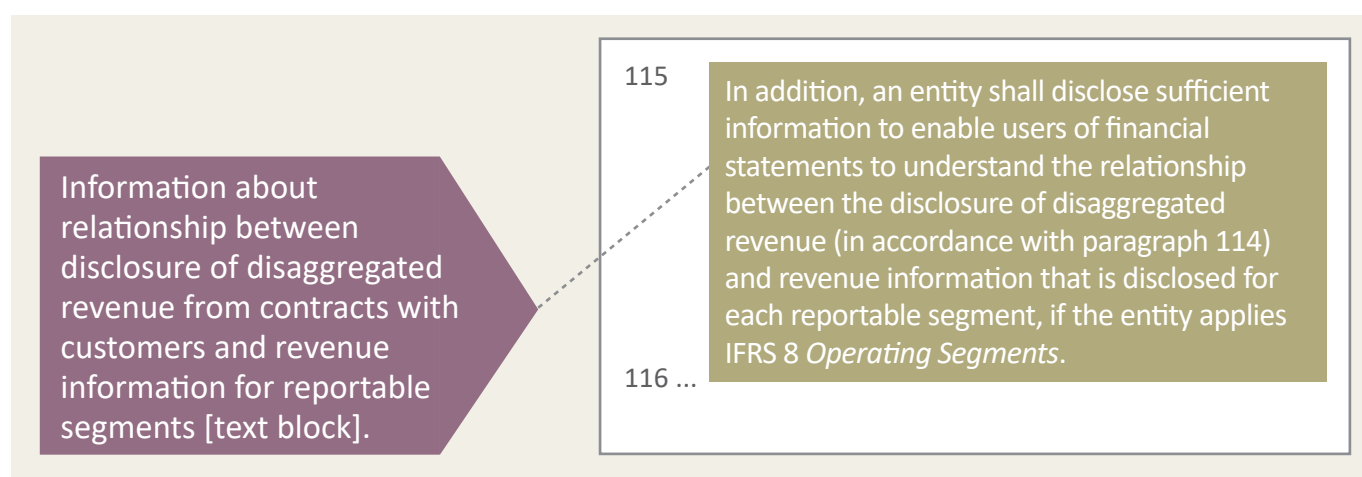
**Table 2—Description and display format of various element types that apply to line items**

Element type <sup>14</sup>	Description	Display format used in xIFRS and the IFRS Taxonomy Illustrated
<b>Monetary</b>	Numeric element (other than per share data) for which values are denominated in a specific currency unit. Example: ‘Disposals, property, plant and equipment’.	X positive (X) negative
<b>Per share</b>	Numeric element for which values are denominated on a currency per share unit basis. Example: ‘Basic earnings (loss) per share’.	X.XX
<b>Shares</b>	Numeric element for which values are denominated on a number of shares unit basis. Example: ‘Number of shares issued and fully paid’.	Shares
<b>Percentage</b>	Numeric element for which values are denominated as a rate or percentage unit. Example: ‘Actuarial assumption of discount rates’, ‘Proportion of voting rights held in associate’.	X.XX
<b>Decimal</b>	Numeric element for which values are denominated on a unit basis other than the specific cases already provided for, or when the format of the data to be reported cannot be determined. Example: ‘Number of employees’, ‘Output of agricultural produce’.	X.XX
<b>Pure</b>	Numeric element, such as a ratio, for which values are not denominated in a specific unit. Example: ‘Level of price index’.	X.XX
<b>Area</b>	Element that refers to an area. Example: ‘Area of land used for agriculture’.	
<b>Date</b>	Element that refers to a date. Example: ‘Date of authorisation for issue of financial statements’.	yyyy-mm-dd
<b>Text<sup>15</sup></b>	This type of element refers to a narrative disclosure. Example: ‘Name of associate’.  A text element is also used when IFRS Standards do not specify the details of a disclosure requirement, but that disclosure requirement is expected to be expressed in free text format by a preparer. Example: ‘Explanation of relationships between parent and subsidiaries’.	Text
<b>Text block</b>	This type of element refers to a set of information. Text blocks normally incorporate disclosures of multiple business facts, for some or all of which individual IFRS Taxonomy elements might exist. These business facts may include, for example, numeric disclosures, narrative explanations, tables or graphs.  Element labels contain the phrase ‘text block’ within square brackets. Example: ‘Disclosure of interests in associates [text block]’.  The specific use of text blocks within the IFRS Taxonomy is explained from paragraph 58.	Text block

<sup>14</sup> In 2018, the Foundation published a proposed taxonomy update that includes changes to some element types. The proposals would introduce implementation notes to explain how to use specific monetary elements, introduce the ‘Duration’ element type and expand the use of the ‘Per share’ element type for existing IFRS Taxonomy elements. For more information, the project page is available at: <https://www.ifrs.org/projects/work-plan/ifrs-taxonomy-update-2018-general-improvements>.

<sup>15</sup> This element type is referred to as a ‘string’ in the IFRS Taxonomy files.

- 58 A text block element is used within the IFRS Taxonomy when an IFRS Standard sets out a general disclosure requirement, and it is expected that the information may be disclosed in different ways, such as with the use of text or numbers. For example, to comply with paragraph 115 of IFRS 15 *Revenue from Contracts with Customers*, entities may need to provide both narrative and numerical information. Consequently, this disclosure requirement is reflected in the IFRS Taxonomy using a text block element with the label 'Information about relationship between disclosure of disaggregated revenue from contracts with customers and revenue information for reportable segments [text block]'.



**Figure 7—Text block element for a general disclosure requirement**

- 59 When an IFRS Standard is first published, the IFRS Taxonomy will include only a text block element for a general disclosure requirement. Subsequent empirical reviews of disclosures reported by entities when applying that IFRS Standard may result in additional line items being added to the IFRS Taxonomy, through the use of common practice elements.
- 60 The use of elements for text block tagging is discussed in [paragraphs 89 to 96](#).

## What happens if the available line items do not fit my reporting?

**An extension line item should not be created when this line item already exists within the IFRS Taxonomy, as this reduces the comparability and usability of tagged financial statements.**

- 61 IFRS Standards are principle-based and, as a result, IFRS financial statements may contain disclosures that are specific to an entity or to a small number of entities (entity-specific disclosures). The IFRS Taxonomy does not aim to cover entity-specific disclosures (see [section 8](#)). For that reason, with the permission of the filing system owner, it is possible for a preparer to extend the IFRS Taxonomy. An extension enables a preparer to add line items to tag entity-specific disclosures.
- 62 An extension line item should not be created when this line item already exists within the IFRS Taxonomy, as this reduces the comparability and usability of tagged financial statements.

## What are axes and axis members?

- 63 Axes are elements used to represent characteristics of line items, for example, product types, categories, measurement bases, classes and maturities.
- 64 An axis includes one or more members that share the common accounting or economic meaning identified by that axis. For example, the following axes and members represent some of the disclosure requirements of (and common reporting practice relating to) IAS 16 *Property, Plant and Equipment*.

**Table 2—Axes and axis members with disclosure requirements of (and common practice relating to) IAS 16**

Axis label	Member label
'Classes of property, plant and equipment [axis]'	'Land [member]'
	'Aircraft [member]'
'Carrying amount, accumulated depreciation, amortisation and impairment and gross carrying amount [axis]'	'Gross carrying amount [member]'
	'Accumulated depreciation and amortisation [member]'

- 65 Within the *IFRS Taxonomy Illustrated*, members are shown as a list of elements belonging to an axis with, where appropriate, a roll-up (also called a child-parent presentation relationship)—see figure 8. Presentation relationships are discussed in more detail in [section 4](#).

<b>[822100] Notes - Property, plant and equipment</b>	
...	
Disclosure of detailed information about property, plant and equipment [abstract]	
Disclosure of detailed information about property, plant and equipment [table]	table
Classes of property, plant and equipment [axis]	axis
Property, plant and equipment [member]	member[default]
Land and buildings [member]	member
Land [member]	member
Buildings [member]	member
Machinery [member]	member

**Figure 8—Relationships between members belonging to an axis**

Source: *The IFRS Taxonomy Illustrated*

- 66 Some members can belong to different axes within the IFRS Taxonomy. For example, 'Buildings [member]' is included within 'Classes of property, plant and equipment [axis]' and 'Classes of assets [axis]'.

## How do I use axes and members to tag IFRS disclosures?

67 Axes and members cannot be used individually or in isolation. They are used together with line items when tagging IFRS disclosures to convey intended accounting meanings. For example, to tag the value of an IFRS disclosure representing the gross carrying amount relating to the disposal of an aircraft, a preparer would need to use the combination of line item, axes and members in table 4.

**Table 4—Combination of elements for tagging a value relating to disposal of an aircraft**

Line item	Axis	Member
'Disposals, property, plant and equipment'	'Carrying amount, accumulated depreciation, amortisation and impairment and gross carrying amount [axis]'	'Gross carrying amount [member]'
	'Classes of property, plant and equipment [axis]'	'Aircraft [member]'

68 Within the IFRS Taxonomy, a logical combination of line items, axes and axis members is called a table. The IFRS Taxonomy includes a number of tables that illustrate the combined use of line items, axes and members for tagging IFRS disclosures. IFRS Taxonomy tables are discussed in more detail from [paragraph 156](#).

## What happens if the available members do not fit my reporting?

69 Some axes in the IFRS Taxonomy contain all members that are expected to be used in reporting. For example, paragraph 43 of IAS 41 *Agriculture* states that 'an entity is encouraged to provide a quantified description of each group of biological assets, distinguishing between consumable and bearer biological assets ...'. The axis and finite list of members that reflect this disclosure are provided in the IFRS Taxonomy.

<b>[824180] Notes - Agriculture</b>	
...	
Biological assets by type [axis]	axis
Biological assets, type [member]	member[default]
Consumable biological assets [member]	member
Bearer biological assets [member]	member

**Figure 9—Axis with a finite list of members**

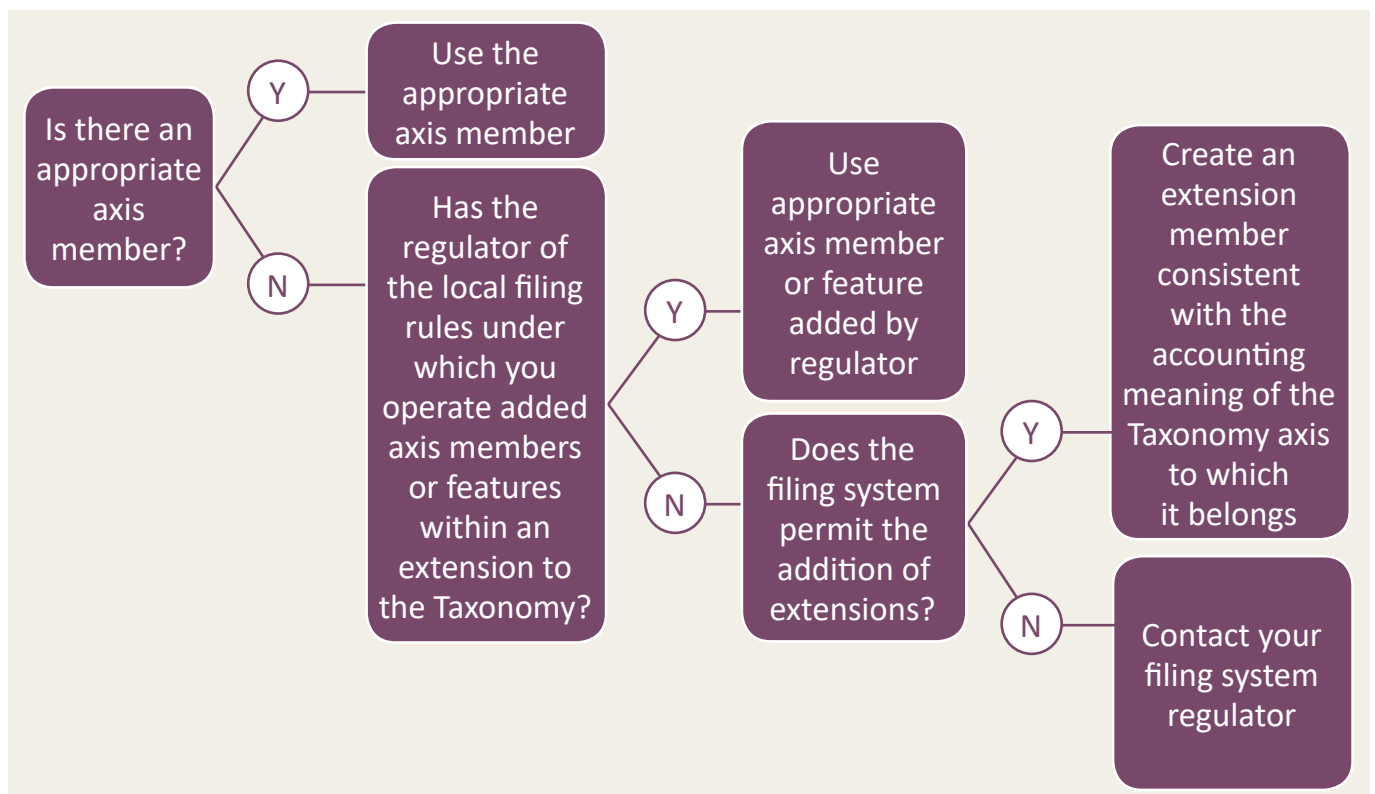
Source: *IFRS Taxonomy Illustrated*

**Where extension members are permitted by a filing system owner, preparers need to take care that the correct accounting meaning as defined within the IFRS Taxonomy is preserved.**

- 70 However, other axes within the IFRS Taxonomy may not contain all the members needed for a specific entity’s reporting. For example, the IFRS Taxonomy axis ‘Classes of property, plant and equipment’ includes an extensive list of members, but it is possible that a preparer may need additional members to tag a class of property, plant and equipment that is specific to its reporting.
- 71 In such cases, and when permitted by a filing system owner, an entity can add extension members to facilitate full tagging. However, the filing system owner may have added specific members (or features) within an extension to the IFRS Taxonomy and may require preparers to use those members (or features) rather than create their own.

**An extension member should not be created when this member already exists within the IFRS Taxonomy, as this would reduce the comparability and usability of tagged financial statements.**

- 72 Where extension members are permitted by a filing system owner, preparers need to take care that the correct accounting meaning as defined within the IFRS Taxonomy is preserved. For example, a hypothetical element ‘Current inventory, fuel [member]’ should not be used within the axis labelled ‘Classes of property, plant and equipment [axis]’.



**Figure 10—Flow chart showing what to do when available members do not fit your reporting**

- 73 An extension member should not be created when this member already exists within the IFRS Taxonomy, as this would reduce the comparability and usability of tagged financial statements.
- 74 It is also good tagging practice for a preparer to use an extension member consistently both within financial statements and across financial reporting periods.

## Default members and how to use them

- 75 All axes in the IFRS Taxonomy have a default member that applies whenever a preparer does not combine a line item with a specific member to tag the value of a disclosure.
- 76 Within the IFRS Taxonomy, the default member of an axis usually represents the ‘total’ of all members. For example, in the following extract from ‘Classes of property, plant and equipment [axis]’, the default member ‘Property, plant and equipment’ represents the total of all classes of property, plant and equipment.

[822100] Notes - Property, plant and equipment	
...	
Disclosure of detailed information about property, plant and equipment [abstract]	
Disclosure of detailed information about property, plant and equipment [table]	table
Classes of property, plant and equipment [axis]	axis
Property, plant and equipment [member]	member[default]
Land and buildings [member]	member
Land [member]	member
Buildings [member]	member
Machinery [member]	member
...	
Disclosure of detailed information about property, plant and equipment [line items]	line items
...	
Disposals, property, plant and equipment	(X) duration, credit

**Figure 11—Relationships between members belonging to ‘Classes of property, plant and equipment [axis]’**

Source: *IFRS Taxonomy Illustrated*

- 77 A preparer tagging a reconciliation of changes in property, plant and equipment would use the line item ‘Disposals, property, plant and equipment’ together with the relevant axis members to tag the values for each of the classes of property, plant and equipment. A preparer would not need to combine the line item with the axis member ‘Property, plant and equipment’ to tag the total value for disposals of property, plant and equipment as this member has been specified as the default within the IFRS Taxonomy.
- 78 A default member of an IFRS Taxonomy axis can be a non-default member of another IFRS Taxonomy axis. For example, ‘Property, plant and equipment [member]’ is the default member for ‘Classes of property, plant and equipment [axis]’ but is also a non-default member of ‘Classes of assets [axis]’, which contains the default member ‘Assets [member]’, representing the total of all assets.

- 79 To allow the use of a default member in different axes, IFRS Taxonomy labels do not include wording that describes these members as default members. Their status as default members is indicated in different ways within software tools. The *IFRS Taxonomy Illustrated* presents the default member of each axis in the second column, as illustrated in figure 11. In xIFRS, this information is presented in the column labelled ‘Data type’.
- 80 If a filing system owner permits the use of an extension taxonomy, a preparer can, where appropriate, use a default member of an IFRS Taxonomy axis and add it as a (non-default) member to another IFRS Taxonomy axis or to another extension axis that has been added by the preparer.
- 81 Preparers should avoid changing the default member of an axis within the IFRS Taxonomy. For example, in ‘Classes of property, plant and equipment [axis]’, the default member is ‘Property, plant and equipment [member]’. Changing the default member to, for example, ‘Land and buildings [member]’ would be confusing to users. This is because they would be expecting the values of line items, such as ‘Disposals, property, plant and equipment’ not used in combination with a member of this axis, to represent the value of disposals for all classes of ‘Property, plant and equipment’ and not the value of disposals for ‘Land and buildings’.

## Default members that do not represent the total for their axis

- 82 Some axes in the IFRS Taxonomy contain members that do not naturally produce a mathematical total. In these cases, the default member represents a specific (non-total) value.

<b>[913000] Axis - Consolidated and separate financial statements</b>	
Consolidated and separate financial statements [axis]	axis
Consolidated [member]	member[default]
Separate [member]	member

**Figure 12—Default member representing a specific (non-total) value**

Source: *IFRS Taxonomy Illustrated*

- 83 In figure 12, ‘Consolidated [member]’ is the default member. Consequently, all line items used for tagging represent consolidated values, unless line items are used together with ‘Separate [member]’ to report data relating to separate financial statements.

## Why do some axes contain only a default member?

- 84 Some IFRS Taxonomy axes contain only a default member. Such axes are provided to tag IFRS disclosures that are likely to be entity-specific in nature. For example, paragraph 32 of IFRS 8 *Operating Segments* requires that:

an entity shall report the revenues from external customers for each product and service, or each group of similar products and services ...

Disclosures regarding ‘each product and service, or each group of similar products and services’ are likely to be entity-specific and the relevant axis is therefore modelled in the IFRS Taxonomy with a single default member representing the aggregate of all products and services.



<b>[871100] Notes - Operating segments</b>	
...	
Disclosure of products and services [table]	table
Products and services [axis]	axis
Products and services [member]	member[default]
Disclosure of products and services [line items]	line items

**Figure 13—Axis with a default member only**

Source: *IFRS Taxonomy Illustrated*

- 85 Other reasons why axes may contain only a default member are that:
- the IFRS Standards do not indicate any specific members and a common practice review has not yet been undertaken. This applies mainly to IFRS Standards that are not yet effective or have only recently become effective.
  - a detailed specification of members of a particular axis is not considered to be within the scope of the IFRS Taxonomy.
- 86 When an axis contains only a default member, it will be necessary for an entity to add extension members. However, the filing system owner may have added specific members (or features) within an extension to the IFRS Taxonomy and may require preparers to use those members (or features) rather than create their own.

## Equivalent elements and element combinations

- 87 The IFRS Taxonomy includes some line items and members that have the same accounting meaning (equivalent elements). In addition, the IFRS Taxonomy also includes line items that have the same accounting meaning as a line item combined with a specific member (equivalent element combinations).

**Table 5—Equivalent elements and element combinations**

<b>The line item ...</b>	<b>is equivalent to ...</b>	
'Bearer plants'	'Classes of assets [axis]'	equivalent element
	'Bearer plants [member]'	
'Impairment loss recognised in profit or loss, trade receivables'	the line item 'Impairment loss recognised in profit or loss' when combined with 'Trade receivables [member]'	equivalent element combination

- 88 Line items are included within the IFRS Taxonomy for IFRS disclosures that are required to be or are commonly presented in the primary financial statements, even when an equivalent member or equivalent element combination exists within the IFRS Taxonomy. These line items exist to cater for the need of some filing system owners who do not permit or may constrain the use of axes for tagging primary financial statements.

---

## Text block tagging

- 89 Some filing system owners require or permit text block tagging within IFRS financial statements. Text block tagging means a single element is used to tag a group of disclosures, for example, the entire note relating to business combinations. Text block tagging may be the only tagging that is required for a group of disclosures or may supplement more detailed tagging of individual disclosures within that group.
- 90 Text block tagging can be useful when navigating and searching IFRS financial statements. For example, an investor can use the element label 'Disclosure of business combinations [text block]' within a search engine to be directed quickly to the location of this note within a set of financial statements. Text block tagging may also offer opportunities to customise reports. For example, an investor can use a report builder tool and text block elements to specify which notes to include within a custom report and the order in which these notes should appear.
- 91 Rules vary among filing system owners as to the specific groups of disclosures to which text block tagging can apply. The IFRS Taxonomy contains a number of text block elements for tagging:
- (a) the entirety of all significant accounting policies or individual significant accounting policies;
  - (b) the entirety of all notes or individual notes; and
  - (c) the entirety of disclosures presented in a table.

### Text block tagging can be useful when navigating and searching IFRS financial statements.

- 92 Paragraph 10 of IAS 1 *Presentation of Financial Statements* states that a complete set of financial statements includes 'notes, comprising significant accounting policies and other explanatory information'. The disclosure requirements for changes in accounting policies are set out in IAS 8 *Accounting Policies, Changes in Accounting Estimates and Errors*. Consequently, the IFRS Taxonomy includes text block elements that can be used for block tagging the whole of all notes as well as the notes relating to the disclosure of significant accounting policies and/or changes in accounting policies. Table 6 includes examples of text block elements that reflect the disclosure requirements of IAS 1 and IAS 8.

**Table 6—Text block elements for tagging the entirety of all notes and significant accounting policies**

Text block label	Element source
'Disclosure of notes and other explanatory information [text block]'	IAS 1 <i>Presentation of Financial Statements</i>
'Disclosure of significant accounting policies [text block]'	IAS 1 <i>Presentation of Financial Statements</i>
'Disclosure of changes in accounting policies, accounting estimates and errors [text block]'	IAS 8 <i>Accounting Policies, Changes in Accounting Estimates and Errors</i>

- 93 The IFRS Taxonomy includes a number of elements to support text block tagging of individual significant accounting policies (see table 7 for examples).

**Table 7—Text block elements for an individual accounting policy**

Text block label	Source
'Description of accounting policy for measuring inventories [text block]'	IAS 2.36.a <i>Inventories</i>
'Description of accounting policy for finance costs [text block]'	Common reporting practice

- 94 The IFRS Taxonomy includes text block elements to support tagging of individual notes. These elements are sourced primarily from common practice, as IFRS Standards do not prescribe the individual notes an entity should provide. In addition, the IFRS Taxonomy includes a text block element for each Standard that has a disclosure section. This permits text block tagging of all disclosures an entity provides in an individual note directly related to that Standard.

**Table 8—Text block elements for an individual note**

Text block label	Source
'Disclosure of inventories [text block]'	IAS 2 <i>Inventories</i>
'Disclosure of other provisions, contingent liabilities and contingent assets [text block]'	IAS 37 <i>Provisions, Contingent Liabilities and Contingent Assets</i>
'Disclosure of cash and cash equivalents [text block]'	Common reporting practice
'Disclosure of fee and commission income (expense) [text block]'	Common reporting practice

- 95 Text block elements are also available in the IFRS Taxonomy for disclosures presented in a table. For example, the IFRS Taxonomy contains a table for the 'Disclosure of detailed information about property, plant and equipment'. This table consists of line items, axes and members to permit tagging of individual disclosures such as 'The gross carrying amount of property, plant and equipment' or 'Depreciation for individual classes of property, plant and equipment'. The IFRS Taxonomy also contains a text block element 'Disclosure of detailed information about property, plant and equipment [text block]' to permit tagging of the disclosures, in their entirety.
- 96 As described in [paragraph 91](#), rules vary among filing system owners as to which text block tagging should apply to groups of disclosures. However, the text blocks described in that paragraph can be used interchangeably as long as the accounting meaning of the text block element used is consistent with the disclosure in the financial statements. For example, the entirety of the disclosures relating to cash and cash equivalents is not modelled as a table in the IFRS Taxonomy. If an entity provides all its disclosures relating to cash and cash equivalents in a tabular format within a specific note about current assets, the text block element 'Disclosure of cash and cash equivalents [text block]' for tagging an individual note can be used to tag all of the tabular information about cash and cash equivalents.

# Section 3—Understanding the accounting meaning of an IFRS Taxonomy element

---

## Why do I need to understand the accounting meaning of an element?

97 [Section 7](#) explains that filing system owners set the rules or guidelines that preparers must follow when tagging IFRS financial statements using the IFRS Taxonomy. These filing rules often refer to the accounting meaning of an IFRS Taxonomy element. This section describes the IFRS Taxonomy content a preparer can use to understand the accounting meaning of an element. Understanding the accounting meaning of an element helps a preparer select the correct elements when tagging IFRS financial statements.

## What IFRS Taxonomy content is available?

98 [Paragraph 51](#) introduced the concept of element labels for IFRS Taxonomy elements. Electronic searching using element labels (with software or via the *IFRS Taxonomy Illustrated* or xIFRS) can help a preparer identify the required element. However, element labels alone may not provide enough information to enable preparers to understand the accounting meanings of elements. Preparers need to consider all the following IFRS Taxonomy content:

- (a) element labels, particularly in comparison to specific label descriptions used by an entity (see paragraphs 99 to 103);
- (b) documentation labels (see [paragraphs 104 to 108](#));
- (c) references to IFRS Standards (see [paragraphs 109 to 113](#));
- (d) effective and expiry dates (see [paragraphs 114 to 121](#)); and
- (e) other element attributes, such as ‘instant’ or ‘duration’ (see [paragraphs 122 to 123](#)).

**Understanding the accounting meaning of an element helps a preparer select the correct elements when tagging IFRS financial statements.**

## Element labels

99 Each element in the IFRS Taxonomy has a standard label that provides a concise human-readable description reflecting the accounting meaning of the element. For elements that depict a disclosure requirement or an example (see [paragraph 29](#)), the standard label normally matches the wording used in IFRS Standards. For common practice content, the standard label normally reflects the wording most commonly used in practice.

100 The standard label of an element may not match exactly the wording a preparer uses in IFRS financial statements. For example, the standard label may be more detailed or may be phrased differently. However, if the accounting meaning of the element is the same as the disclosure in the financial statements, that element can be used to tag the information, unless a filing system owner requires otherwise.<sup>16</sup> For example, a disclosure described by an entity as ‘Issue of share capital’ and presented in the statement of cash flows as a cash inflow, could be tagged to the IFRS Taxonomy line item with the standard label ‘Proceeds from issuing shares’.

---

<sup>16</sup> Note that a filing system owner may require an entity to add an extension element when labels do not match.

101 Along with the standard label, some IFRS Taxonomy elements have additional labels that provide more specific descriptions. These labels may indicate, for example, a total, or may distinguish between opening and closing balances. These labels do not alter the accounting meanings of elements but are used for presentation purposes when displaying IFRS Taxonomy content. The *IFRS Taxonomy Illustrated* displays the ‘period start’, ‘period end’ and ‘total’ labels instead of the element standard labels.

**Table 9—Standard, Total, Period start and Period end labels for a single IFRS Taxonomy element**

Element label	Label type	Purpose
‘Property, plant and equipment’	Standard label	To represent a line item that is not presented as a total or in a reconciliation
‘Total property, plant and equipment’	Total label	To represent the total of a list of existing IFRS Taxonomy elements
‘Property, plant and equipment at beginning of period’	Period start label	To represent the opening balance within a reconciliation
‘Property, plant and equipment at end of period’	Period end label	To represent the closing balance within a reconciliation

102 IFRS Taxonomy labels are provided in English. Translation of the element labels into other languages facilitates the consistent use and implementation of the IFRS Taxonomy around the world. A [list of translations](#)<sup>17</sup> is available on the Foundation’s website.

103 Preparers may search by IFRS Taxonomy label to find the correct element; however, element labels may change between IFRS Taxonomy versions. These changes do not happen frequently but are sometimes required to reflect, for instance, editorial corrections to the IFRS Standards or to better reflect the intended accounting meaning of an element.

**The standard label of an element need not match exactly the wording a preparer uses in its IFRS financial statements. As long as the accounting meaning of the element and the disclosure in the financial statements is the same, that element can be used to tag the disclosure.**

## Documentation labels

104 Each line item and member has a documentation label that provides a definition of the element. The sources of these documentation labels are the IFRS Standards and their accompanying materials, when available. The documentation labels of IFRS Taxonomy common practice elements are usually broadly defined as there is no authoritative source that can be used.

105 For example, in table 10, the documentation label used for ‘Property, plant and equipment’ reflects the wording of paragraph 6 of IAS 16 *Property, Plant and Equipment*. The element ‘Finance income (cost)’ is a common practice element.

<sup>17</sup> The list of translations is available at <http://www.ifrs.org/issued-standards/ifrs-translations/>.

**Table 10—Documentation labels**

Element standard label	Documentation label	Element reference type
'Property, plant and equipment'	The amount of tangible assets that: (a) are held for use in the production or supply of goods or services, for rental to others, or for administrative purposes; and (b) are expected to be used during more than one period	Disclosure
'Finance income (cost)'	The amount of income or cost associated with interest and other financing activities of the entity	Common practice

106 The documentation label may cross-refer to the documentation provided for one or more other IFRS Taxonomy elements. Any such cross-references are shown in square brackets. For example:

**Table 11—Cross-reference to an element in a documentation label**

Element	Documentation label
'Buildings [member]'	This member stands for a class of plant, property and equipment representing depreciable buildings and similar structures for use in operations. [Refer: Property, plant and equipment]

107 Each axis also has a documentation label. That documentation label describes the general purpose of axes within the IFRS Taxonomy (see [paragraphs 63 to 66](#)). The documentation labels and references to IFRS Standards of axis members can be used to understand the accounting meaning of an axis.

108 Documentation labels can be accessed:

- (a) by selecting the documentation label tab in the HTML version of the *IFRS Taxonomy Illustrated*,<sup>18</sup> available on the Foundation's website; and
- (b) within the IFRS Taxonomy files (viewable using software).

<sup>18</sup> Available via free subscription at [eIFRS.ifrs.org](http://eIFRS.ifrs.org), by selecting the current IFRS Taxonomy and clicking on the documentation label tab.

## References to IFRS Standards

109 Each IFRS Taxonomy element contains at least one cross-reference to an IFRS Standard. For each element reference, the IFRS Taxonomy provides, as a minimum, the number, paragraph, section, or name (that is, the type of Standard or document, for example, IFRS, IAS, IFRIC).

110 For example, paragraphs 97 and 98 of IAS 1 *Presentation of Financial Statements* state:

- 97 When items of income or expense are material, an entity shall disclose their nature and amount separately.**
- 98 Circumstances that would give rise to the separate disclosure of items of income and expense include:
- (a) write-downs of inventories to net realisable value or of property, plant and equipment to recoverable amount, as well as reversals of such write-downs;
  - (b) restructurings of the activities of an entity and reversals of any provisions for the costs of restructuring;
  - (c) disposals of items of property, plant and equipment;
  - (d) disposals of investments;
  - (e) discontinued operations;
  - (f) litigation settlements; and
  - (g) other reversals of provisions.

**Figure 14—Example of a disclosure requirement in IAS 1 *Presentation of Financial Statements***

The IFRS Taxonomy elements relating to litigation settlements (item (f) in figure 14) contain a reference to the IFRS Standards as follows:

**Table 12—Element references to IFRS Standards**

Element standard label	Element reference to the IFRS Standards
'Gains on litigation settlements'	IAS 1.98 f
'Losses on litigation settlements'	IAS 1.98 f
'Net gains (losses) on litigation settlements'	IAS 1.98 f

111 An element sourced from materials that accompany IFRS Standards, such as implementation guidance, includes a cross-reference directly to the relevant accompanying materials and paragraph(s) in the IFRS Standards that describe the general disclosure requirement for that element. For example, in table 13, 'IG' refers to the guidance on implementing IFRS 2 *Share-based Payment*.

**Table 13—Element references to IFRS Standards and their accompanying materials**

Element standard label	Element references to IFRS Standards and their accompanying materials
'Date of grant of share-based payment arrangement'	IFRS 2.45 and IFRS 2.IG23

- 112 References also exist for elements that represent common practice disclosures. In these cases, the references are to the paragraph(s) in the IFRS Standards that provide the most appropriate context.
- 113 The *IFRS Taxonomy Illustrated* enables users to navigate from an IFRS Taxonomy element directly to the electronic version of IFRS Standards by clicking on element references within the document.

**Each IFRS Taxonomy element contains at least one cross-reference to an IFRS Standard(s).**

## Effective and expiry dates

- 114 IFRS Standards often permit early application. New or amended IFRS Standards may replace or supersede an existing IFRS Standard and/or particular paragraphs within an existing IFRS Standard.
- 115 Therefore, elements and documentation labels included within the IFRS Taxonomy may relate to IFRS Standards that:
- (a) have been issued but are not yet effective, and could be applied early; and
  - (b) are still applicable but will expire in a subsequent year.
- 116 IFRS Taxonomy element references and documentation labels contain details regarding effective and/or expiry dates. For example:

**Table 14—Documentation label including effective and expiry dates**

Element	Documentation label
'Investment property'	<p><i>Expiry date 2019-01-01:</i> The amount of property (land or a building—or part of a building—or both) held (by the owner or by the lessee under a finance lease) to earn rentals or for capital appreciation or both, rather than for: (a) use in the production or supply of goods or services or for administrative purposes; or (b) sale in the ordinary course of business.</p> <p><i>Effective 2019-01-01:</i> The amount of property (land or a building—or part of a building—or both) held (by the owner or by the lessee as a right-of-use asset) to earn rentals or for capital appreciation or both, rather than for: (a) use in the production or supply of goods or services or for administrative purposes; or (b) sale in the ordinary course of business.</p>

**Table 15—Element references including expiry dates**

Element	References as displayed in the <i>IFRS Taxonomy Illustrated</i>
'Non-current financial liabilities at amortised cost'	Expiry date 2021-01-01 IFRS 7.8 f Disclosure IFRS 7.8 g Disclosure



- 
- 117 When a new or amended IFRS Standard replaces an existing Standard, a preparer that is applying the new or amended IFRS Standard early may disregard IFRS Taxonomy elements relating to the replaced IFRS Standard (that is, elements that only have an expiry date reference).
- 118 A preparer that is not applying an IFRS Standard before the effective date can normally disregard those IFRS Taxonomy elements added as a result of the new IFRS Standard (that is, elements that only have an effective date reference). However, a preparer may use such elements to tag a disclosure if the element label and documentation label do not explicitly refer to the new IFRS Standard and the element correctly describes the meaning of the information being disclosed. For example, the element ‘Government customers [member]’ was added to the IFRS Taxonomy in November 2014 as a result of the Board issuing IFRS 15 *Revenue from Contracts with Customers* and had an effective date of 1 January 2018. Preparers could use this element to tag information about customer types irrespective of whether IFRS 15 had been applied early. This approach also reduces the need to create extensions and results in more consistent tagging of IFRS financial statements.
- 119 Effective and expiry dates are updated each year when the annual IFRS Taxonomy is released. These dates are also revised in IFRS Taxonomy Updates released during the year, but only to reflect changes resulting directly from the publication of the new or amended IFRS Standards to which the IFRS Taxonomy Updates relate.
- 120 Elements that have expired are deprecated. Deprecation is not the same as deletion. Deprecation means that an element is still available within the IFRS Taxonomy files but that the Foundation no longer recommends the use of that element. Elements are deprecated when new or amended IFRS Standards have superseded the disclosure represented by that element. For example, when the Board issued IFRS 15, the requirement in IAS 18 *Revenue* to disclose the amount of revenue arising from exchanges of goods or services included in each significant category of revenue was removed. Accordingly, on 1 January 2018 when IFRS 15 became effective, the element ‘Revenue arising from exchanges of goods or services [member]’ was deprecated.
- 121 Deprecation may also happen for other reasons, such as general improvements in how a disclosure is modelled or to correct an error. The *IFRS Taxonomy Illustrated* does not include any deprecated elements.

## Other element attributes

- 122 A number of other attributes may help a preparer understand the intended accounting meaning of an IFRS Taxonomy element. One of these attributes is the element type, discussed in [paragraph 57](#).
- 123 IFRS Taxonomy line items also have a period attribute that describes whether the value tagged by the element is reported for a period of time (a duration) or at a particular point in time (an instant).

**Table 16—Period attribute of IFRS Taxonomy line items**

Element label	Period attribute
‘Disposals, property, plant and equipment’	Duration
‘Property, plant and equipment’	Instant

# Section 4—Finding the correct element within the IFRS Taxonomy

---

## Introduction

- 124 This section describes how a preparer can navigate the IFRS Taxonomy’s structure to find the correct element.
- 125 The IFRS Taxonomy’s structure comprises:
- (a) the IFRS Taxonomy presentation used to display IFRS Taxonomy content (see paragraphs 126 to 155);
  - (b) IFRS Taxonomy tables that illustrate how line items, axes and members can be used together to tag IFRS disclosures (see [paragraphs 156 to 167](#)); and
  - (c) IFRS Taxonomy calculations and formulas (see [paragraphs 168 to 172](#)).

## IFRS Taxonomy presentation

### Overview

- 126 The primary aim of the IFRS Taxonomy presentation is to help preparers navigate the content to find the required element. This aim is achieved mainly by:
- (a) organising the IFRS Taxonomy elements into distinct groups (‘presentation groups’);
  - (b) displaying these groups in a logical layout (‘presentation view’); and
  - (c) using specific presentation features (abstract elements and child-parent presentation relationships).
- 127 Within the IFRS Taxonomy, elements are normally grouped based on the Standard(s) to which they relate. Each presentation group has a label and unique identifier. For example, elements relating to the disclosure requirements of IAS 12 *Income Taxes* appear within a presentation group with the label ‘Notes - Income taxes’ and the identifier [835110].
- 128 The same IFRS Taxonomy element may appear in more than one presentation group, but with different labels. For example, the element with the standard label ‘Property, plant and equipment’ appears in the presentation groups:
- (a) ‘[210000] Statement of financial position, current/non-current’; and
  - (b) ‘[220000] Statement of financial position, order of liquidity’.
- The same element also appears in the presentation group ‘[822100] Notes - Property, plant and equipment’ but with a period end label (‘Property, plant and equipment at end of the period’). A period end label is used to indicate that the element is used within this presentation group to tag the disclosures relating to the reconciliation of changes in property, plant and equipment.
- 129 The presentation groups for the full IFRS Taxonomy are organised into two separate presentation views in the *IFRS Taxonomy Illustrated*. The same IFRS Taxonomy elements and presentation groups appear in each presentation view. The only difference is the order in which the presentation groups are displayed.

**Table 17—Presentation views and descriptions for the full IFRS Taxonomy**

Presentation view	Description
Full IFRS Taxonomy organised by IFRS Standards	The presentation groups follow the sequential order of the IFRS Standards as they appear in the bound volumes (IFRS 1 ..., IAS 1 ..., IFRIC 1 and so on).
Full IFRS Taxonomy organised by financial statements	The presentation groups displayed first are those relating to IAS 1 <i>Presentation of Financial Statements</i> and IAS 7 <i>Statement of Cash Flows</i> and they are followed by the presentation groups relating to other IFRS Standards.

- 130 The presentation view for the IFRS Taxonomy for SMEs is organised by financial statements only.
- 131 Presentation groups contain headings (abstract elements) that help preparers navigate the IFRS Taxonomy visually and provide terms that may be useful in textual searches. For example, the display of equity-related elements within presentation group '[210000] Statement of financial position, current/non-current' begins as follows:

<b>[210000] Statement of financial position, current/non-current</b>		
...		
Equity and liabilities [abstract]		
Equity [abstract]		
Issued capital	X instant, credit	IAS 1.78 e Example
Retained earnings	X instant, credit	IAS 1.78 e Example, IAS 1.IG6 Example

**Figure 15—Presentation group [210000] Statement of financial position, current/non-current**

Source: *IFRS Taxonomy Illustrated*

The first two elements are clearly marked '[abstract]' and are headings preceding a list of elements.

- 132 Abstract elements cannot be used for tagging values related to IFRS disclosures. However, these elements can be used by a preparer to identify each primary financial statement or headings and sections of the financial statements within an XBRL filing, if permitted or required by a filing system owner. For example, an entity can use the IFRS Taxonomy element 'Statement of cash flows [abstract]' to identify the statement of cash flows and the IFRS Taxonomy element 'Cash flows from (used in) investing activities [abstract]' to identify the investing activities section of the statement of cash flows.
- 133 Presentation groups also include child–parent relationships that present a possible display hierarchy of elements. The IFRS Taxonomy follows a rule whereby the element that is the presentation total ('the parent') of a list of elements ('the children') is shown in the presentation group as the final item, beneath the list of children, as is the case for the element 'Total equity attributable to owners of parent' in figure 16.

[210000] Statement of financial position, current/non-current		
...		
Equity and liabilities [abstract]		
Equity [abstract]		
Issued capital	X instant, credit	IAS 1.78 e Example
Retained earnings	X instant, credit	IAS 1.78 e Example, IAS 1.IG6 Example
Share premium	X instant, credit	IAS 1.78 e Example
Treasury shares	(X) instant, debit	IAS 1.78 e Example, IAS 32.34 Disclosure
Other equity interest	X instant, credit	IAS 1.78 e Example
Other reserves	X instant, credit	IAS 1.78 e Example
Total equity attributable to owners of parent	X instant, credit	IAS 1.54 r Disclosure

**Figure 16—Presentation of a child-parent relationship**

Source: *IFRS Taxonomy Illustrated*

134 Child-parent relationships are intended to help preparers find the correct tags. They should not be interpreted as instructions or guidance on which totals or subtotals an entity should present in its financial statements.

### IFRS Taxonomy presentation and the accounting meaning of an element

135 IFRS Taxonomy presentation groups and abstract elements provide additional context for IFRS Taxonomy elements. In the following cases, for example, the locations of elements within the IFRS Taxonomy and the presentation context provided by the abstract elements can help a preparer understand the difference between the accounting meanings of similarly labelled elements.

**Table 18—Element labels and their locations within the presentation view**

Element label	Location within the IFRS Taxonomy presentation view
'Adjustments for finance costs'	Presentation group '[520000] Statement of cash flows, indirect method' Abstract heading 'Adjustments to reconcile profit (loss) [abstract]'
'Finance costs'	Presentation group '[320000] Statement of comprehensive income, profit or loss, by nature of expense' Presentation group '[310000] Statement of comprehensive income, profit or loss, by function of expense' Abstract heading 'Profit (loss) [abstract]'

- 136 Preparers should not rely on child–parent relationships to understand the accounting meanings of elements. These relationships are intended primarily to assist preparers with finding elements quickly; they are not intended to describe strict accounting meanings. To become familiar with accounting meanings, preparers should review the element labels, element references and element documentation labels described in [section 3](#).
- 137 In fact, as there are a number of ways in which preparers may disaggregate information, it is unlikely that child–parent presentation relationships within the IFRS Taxonomy will be exact matches for the relationships presented by a particular entity. For example, an entity may present ‘equity’ in its statement of financial position as in figure 17.

Issued capital	2,807	
Reserves	519	
Accumulated other comprehensive income	379	
Equity attributable to the parent	3,705	3,705
Non-controlling interests		1,065
<b>Total equity</b>		<b>4,770</b>

**Figure 17—Extract from a statement of financial position**

This does not match the child–parent presentation relationship for the IFRS Taxonomy element ‘Equity attributable to owners of parent’ in figure 16. However, the entity can still use the IFRS Taxonomy element ‘Equity attributable to owners of parent’ to tag the disclosed value of 3,705 as this disclosure is consistent with the accounting meaning of this IFRS Taxonomy element.

**Preparers should not rely on child–parent relationships to understand the accounting meanings of elements.**

### **Finding elements—consider all IFRS Taxonomy content when tagging**

- 138 The absence of an element in a particular presentation group does not necessarily mean that the element is not available within the IFRS Taxonomy.
- 139 For example, when tagging the components of income taxes by geographical area, a preparer familiar with IFRS Standards might search first within the IFRS Taxonomy presentation group capturing the presentation and disclosure requirements of IAS 12 *Income Taxes*. However, disclosure by geographical area is not explicitly required by this Standard and therefore the relevant elements are not available in that presentation group. The preparer would need to check whether the elements are available elsewhere in the IFRS Taxonomy, for example, by searching using the element label or the geographical analysis axis.

**The absence of an element in a particular presentation group does not necessarily mean that the element is not available—it may be located elsewhere in the IFRS Taxonomy.**

---

## Finding elements for tagging primary financial statements

- 140 The elements representing the presentation and disclosure requirements of IAS 1 *Presentation of Financial Statements* and IAS 7 *Statement of Cash Flows* can be found in multiple presentation groups within the IFRS Taxonomy:
- (a) IAS 1 *Presentation of Financial Statements*:
    - (i) [110000] 'General information about financial statements';
    - (ii) [210000] 'Statement of financial position, current/non-current';
    - (iii) [220000] 'Statement of financial position, order of liquidity';
    - (iv) [310000] 'Statement of comprehensive income, profit or loss, by function of expense';
    - (v) [320000] 'Statement of comprehensive income, profit or loss, by nature of expense';
    - (vi) [410000] 'Statement of comprehensive income, OCI components presented net of tax';
    - (vii) [420000] 'Statement of comprehensive income, OCI components presented before tax'; and
    - (viii) [610000] 'Statement of changes in equity'.
  - (b) IAS 7 *Statement of Cash Flows*:
    - (i) [510000] 'Statement of cash flows, direct method'; and
    - (ii) [520000] 'Statement of cash flows, indirect method'.
- 141 If a Standard does not specify whether an entity is required to present an item in the primary financial statements, the corresponding IFRS Taxonomy element for that item is placed within the presentation group applicable to that particular Standard.
- 142 Elements that reflect common reporting practice and that are often presented in primary financial statements are normally included within the following IFRS Taxonomy presentation groups:
- (a) [800100] 'Notes - Subclassifications of assets, liabilities and equities';
  - (b) [800200] 'Notes - Analysis of income and expense';
  - (c) [800300] 'Notes - Statement of cash flows, additional disclosures'; and
  - (d) [800400] 'Notes - Statement of changes in equity, additional disclosures'.

**IFRS Taxonomy presentation groups should not be interpreted as providing instructions or guidance on how an entity should present its primary financial statements.**

---

143 Preparers need to consider the IFRS Taxonomy content in its entirety when tagging primary financial statements. Preparers may choose to first review the presentation groups referred to in paragraphs 140 and 142 to find an element to tag a disclosure presented in their primary financial statements. If a suitable element cannot be found within these presentation groups, preparers should not assume an appropriate element does not exist elsewhere within the IFRS Taxonomy. Preparers should search the remaining IFRS Taxonomy content using, for example, element standard labels or element references.

144 IFRS Taxonomy presentation groups should not be interpreted as providing instructions or guidance on how an entity should present its primary financial statements. As entities may present their financial statements in a variety of ways, it is unlikely that the presentation in the IFRS Taxonomy will be an exact match with statements provided by a particular entity.

### **Finding elements that are specific to particular activities**

145 The IFRS Taxonomy does not contain industry-specific presentation views. In general, elements specific to a particular area of activity are embedded in appropriate locations throughout the IFRS Taxonomy. For example, the common practice element 'Revenue from sale of alcohol and alcoholic drinks' was added to the presentation group '[800200] Notes - Analysis of income and expense' because entities commonly present this disclosure in the statement of profit or loss. The common practice element 'Owned Aircraft' was added to the presentation group '[822100] Notes - Property, plant and equipment' because this disclosure represents a commonly reported class of property, plant and equipment.

146 Specific presentation groups are created when an IFRS Standard is issued for specific types of activities. For example, when IAS 41 *Agriculture* was issued, many of the elements relating to agricultural activity were organised into the presentation group '[824180] Notes - Agriculture'.

### **Finding elements that can be used for text block tagging**

147 [Paragraphs 89 to 96](#) introduced the concept of text block tagging and explained that the IFRS Taxonomy contains a number of elements that can be used for text block tagging.

148 The IFRS Taxonomy has two presentation groups that include text block elements for commonly reported groups of disclosures. These are:

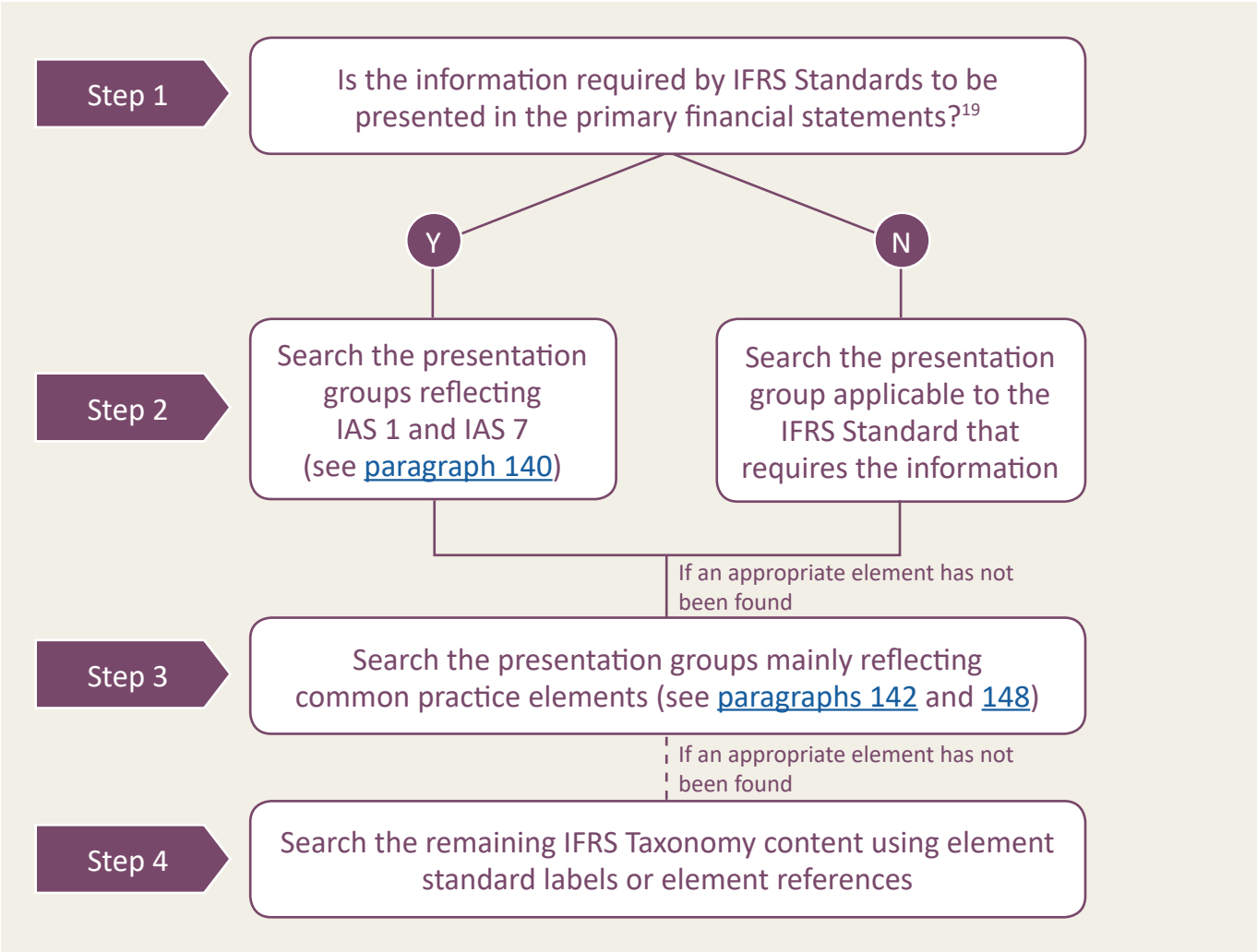
- (a) '[800500] Notes - List of notes' which provides the text block elements that can be used to tag an individual note (including the note relating to the disclosure of significant accounting policies) or the whole of all the notes; and
- (b) '[800600] Notes - List of accounting policies' which provides text block elements that can be used to tag an individual accounting policy.

149 The absence of an element within these presentation groups does not necessarily mean that an appropriate text block element is not available within the IFRS Taxonomy. Preparers should search within the IFRS Taxonomy, for example, standard labels that contain the word 'text block' or should review other presentation groups where the element may be located.

150 No separate IFRS Taxonomy presentation groups exist for table text block elements (see [paragraph 58](#)) used in tagging the contents of a table. IFRS Taxonomy table text block elements are placed within the presentation group where the corresponding IFRS Taxonomy table is itself located. This is explained further in [paragraph 159](#).

**Finding elements—examples**

151 Figure 18 illustrates a process for finding the correct element within the IFRS Taxonomy, based on the information described in [paragraphs 138 to 150](#).



**Figure 18—Flow chart illustrating a process for finding the correct element within the IFRS Taxonomy**

<sup>19</sup> The primary financial statements consist of the statement of financial position, statement(s) of profit or loss and other comprehensive income, statement of changes in equity, and statement of cash flows.



152 Table 19 shows an extract from Entity A’s consolidated statement of comprehensive income. Paragraphs 153 to 155 explain how Entity A searches the IFRS Taxonomy to find the correct elements to tag the highlighted values.

**Table 19—Example illustrating the tagging of a simple primary financial statement**

Statement of Comprehensive Income	2018 £'000
Revenue from sale of merchandise	239,300
Interest income from loan to customers	46,700
<b>Total Revenue</b>	<b>286,000</b>
Operating costs	(114,460)
<b>Operating profit</b>	<b>171,540</b>
Loss on disposals of investment properties	(23,000)
Share of post-tax profit of associates and joint ventures	24,200
<b>Profit before tax</b>	<b>172,740</b>

153 Paragraph 82(c) of IAS 1 *Presentation of Financial Statements* requires that the profit or loss section or the statement of profit or loss includes a line item that presents the share of profit or loss of associates and joint ventures accounted for using the equity method for the period. Consequently, under Step 2, Entity A searches the IFRS Taxonomy presentation group for IAS 1 (listed in [paragraph 140](#)) to find the appropriate element to tag the value of £24,200. The appropriate element ‘Share of profit (loss) of associates and joint ventures accounted for using equity method’ is located in the presentation groups ‘[310000] Statement of comprehensive income, profit or loss, by function of expense’ and ‘[320000] Statement of comprehensive income, profit or loss, by nature of expense’.

154 Although entities are required to present total revenue in the statement of comprehensive income, IFRS 15 *Revenue from Contracts with Customers* does not require revenue from contracts with customers to be presented separately in the statement of comprehensive income—the information can be disclosed in the notes. Consequently, under Step 2, Entity A searches the presentation group ‘[831150] Notes - Revenue from contracts with customers’ to find the appropriate element, ‘Revenue from contracts with customers’, to tag the value of £239,300.

155 Entity A presents a value of £23,000 for its loss on disposals of investment properties; however, this is not a specific presentation or disclosure requirement in IFRS Standards. Entity A has presented this information because paragraph 85 of IAS 1 requires an entity to:

...present additional line items..., headings and subtotals in the statement(s) presenting profit or loss and other comprehensive income when such presentation is relevant to an understanding of the entity’s financial performance.

Consequently, Entity A would not find an appropriate element in the presentation groups listed in paragraph 140 or in the presentation groups applicable to specific IFRS Standards. Under Step 3, Entity A searches the relevant presentation group for common practice elements relating to the statement of comprehensive income (listed in [paragraph 142](#)). The appropriate element ‘Losses on disposals of investment properties’ is located in the presentation group ‘[800200] Notes - Analysis of income and expense’.

## IFRS Taxonomy tables

### Overview

- 156 Section 2 introduced the concepts of line items, axes and members and stated that axes and members need to be used together with a line item to tag IFRS disclosures. The XBRL standard refers to such combinations as ‘tables’. Tables must be specified before they can be used for tagging. The IFRS Taxonomy includes a number of tables.
- 157 For example, IAS 16 *Property, Plant and Equipment* describes the disclosures that financial statements shall include for each class of property, plant and equipment. This IFRS Standard also provides some examples of classes of property, plant and equipment. The line items, axes and axis members for this logical combination of disclosures are combined in an IFRS Taxonomy table labelled ‘Disclosure of detailed information about property, plant and equipment’.

<b>[822100] Notes - Property, plant and equipment</b>	
Disclosure of property, plant and equipment [text block]	text block
Disclosure of detailed information about property, plant and equipment [text block]	text block
Disclosure of detailed information about property, plant and equipment [abstract]	
Disclosure of detailed information about property, plant and equipment [table]	table
Classes of property, plant and equipment [axis]	axis
Property, plant and equipment [member]	member
...	
Property, plant and equipment by operating lease status [axis]	axis
...	
Carrying amount, accumulated depreciation, amortisation and impairment and gross carrying amount [axis]	axis
...	
Disclosure of detailed information about property, plant and equipment [line items]	line items
Measurement bases, property, plant and equipment	text

**Figure 19—IFRS Taxonomy table for property, plant and equipment**

Source: *IFRS Taxonomy Illustrated*

- 158 Elements that are indicated as ‘table’ or ‘line items’ cannot be used to tag values relating to IFRS disclosures.
- 159 All tables within the IFRS Taxonomy follow the same presentation order. The text block element that can be used to tag the content of an entire table is always displayed first, followed by an abstract element providing a heading for the table. Next in the display is the ‘table’ element under which all axes and members are presented, followed by the ‘line items’ element under which all line items are presented.

---

160 Because axes and members have to be used together in conjunction with line items, several IFRS Taxonomy tables can contain the same axis but with different sets of members depending on the table concerned. For example, ‘Carrying amount, accumulated depreciation, amortisation and impairment and gross carrying amount [axis]’ is used in each of the following tables, but with different members in each case:

- (a) ‘Disclosure of detailed information about property, plant and equipment [table]’; and
- (b) ‘Disclosure of reconciliation of changes in goodwill [table]’.

The axis for the table in (b) does not include elements relevant to amortisation or depreciation because the IFRS Standards do not permit amortisation of goodwill.

### **Tables and human-readable tabular display formats**

161 IFRS Taxonomy tables do not prescribe or guide how IFRS disclosures should be presented in human-readable financial reports. In particular:

- (a) the layout of a group of disclosures in a table in a report does not need to match the layout of the IFRS Taxonomy table for the tags to be applicable;
- (b) the use of IFRS Taxonomy tables does not imply that entities need to provide a particular grouping of disclosures in a table within their report unless this is specifically required by IFRS Standards; and
- (c) IFRS Taxonomy tables can be used to tag disclosures that are not physically presented in a table within a report.

162 A filing system owner may constrain the use of axes and tables. For example, it is possible that only line items are permitted for the tagging of information presented within primary financial statements.

**IFRS Taxonomy tables do not prescribe or guide how IFRS disclosures should be presented in human-readable financial reports.**

### **IFRS Taxonomy tables are not exhaustive**

163 IFRS Taxonomy tables are not exhaustive. If required or permitted by the filing system owner, preparers can provide extensions by adding any existing IFRS Taxonomy axis (or IFRS Taxonomy member) to any new (or existing) table as long as the use of the axis or member is consistent with the accounting meaning provided by the IFRS Taxonomy.

164 For example, some entities report a value for the accumulated impairment applicable to current inventories. This disclosure is not required by IFRS Standards. As such, the IFRS Taxonomy does not include a specific table that combines ‘Accumulated impairment [member]’ (belonging to ‘Carrying amount, accumulated depreciation, amortisation and impairment and gross carrying amount [axis]’) with the existing line item ‘Current inventories’. When permitted to do so by a filing system owner, a preparer can create an extension taxonomy in which they define such a table.

165 Similarly, ‘Geographical areas [axis]’, which appears in IFRS Taxonomy tables in both presentation groups ‘[831150] Notes - Revenue from contracts with customers’ and ‘[871100] Notes - Operating segments’, may be used for disclosures relating to other accounting items, such as financial assets, components of income taxes or banking deposits.

---

## Axes not included within specific tables

- 166 Some IFRS Taxonomy axes are likely to apply to a large majority of disclosures reported within a set of IFRS financial statements. Any line item from any part of the IFRS Taxonomy can be used with these general application axes as required. Such axes are defined within the IFRS Taxonomy as having ‘general application’ and are not usually included in specific IFRS Taxonomy tables. They are shown in separate presentation groups and are displayed at the end of the *IFRS Taxonomy Illustrated*.
- 167 The general application axes that exist within the IFRS Taxonomy are:
- (a) ‘[901000] Axis - Retrospective application and retrospective restatement’;
  - (b) ‘[901100] Axis - Departure from requirement of IFRS’;
  - (c) ‘[901500] Axis - Creation date’;
  - (d) ‘[903000] Axis - Continuing and discontinued operations’;
  - (e) ‘[904000] Axis - Assets and liabilities classified as held for sale’; and
  - (f) ‘[913000] Axis - Consolidated and separate financial statements’.

## IFRS Taxonomy calculations and formulas

- 168 The IFRS Taxonomy content includes basic ‘aggregations’ that describe how lower-level elements (children) are combined arithmetically by addition and/or subtraction to derive upper-level elements (parents). These aggregations apply to line items and members and are available within the IFRS Taxonomy calculation and formula files. The IFRS Taxonomy child-parent presentation relationships replicate these aggregations.
- 169 IFRS Taxonomy aggregations are provided to show preparers how XBRL calculations can be used to express relationships, and to help them navigate the IFRS Taxonomy. They do not represent guidance that an entity must follow when aggregating or disaggregating information. As is the case for child-parent presentation relationships, aggregations within the IFRS Taxonomy do not have strict accounting meanings.
- 170 In addition to aggregation relationships between members, the IFRS Taxonomy formula files include other expressions to help preparers understand IFRS Taxonomy content. In particular, there are formulas to indicate:
- (a) the correct signage of an IFRS Taxonomy element in the XBRL filing (this is discussed in more detail from [paragraph 173](#)); and
  - (b) an equivalent accounting meaning shared by a line item and a member (for a definition of an equivalent element, see [paragraph 87](#)).
- 171 The IFRS Taxonomy formula files also demonstrate how the XBRL formula specification may be used to validate the XBRL filings. For example, formulas provide a message to warn preparers when:
- (a) the beginning balance adjusted by total changes over the current period does not equal the ending balance. For example, the formulas test whether the sum of the amounts reported for cash and cash equivalents at the beginning of the reporting period and the net change in cash and cash equivalents equal the amount reported for cash and cash equivalents at the end of the reporting period.

- 
- (b) two facts tagged using different IFRS Taxonomy elements that represent the same concept are not equal. For example, a preparer may use the line item 'Land' to tag a value of €10,000 reported in the statement of financial position and use 'Land [member]' together with 'Classes of property, plant and equipment [axis]' to tag the same value within the schedule of property, plant and equipment disclosed in the notes to the financial statement. The formulas test whether these two sets of elements that have the same accounting meaning report the same value of €10,000.

172 The [Guide to the IFRS Taxonomy formula linkbase](#)<sup>20</sup> describes the formulas in more detail and provides technical details on the implementation of IFRS Taxonomy formula files. Filing system owners may or may not require validation using formulas and may or may not extend the IFRS Taxonomy formula files.

---

<sup>20</sup> The *Guide to the IFRS Taxonomy formula linkbase* is available at <http://go.ifrs.org/IFRSformuladocumentation2018>

# Section 5—Reporting negative values for IFRS Taxonomy elements

## Overview

173 This section explains how the standard label of an element and, where available, its balance attribute can indicate to preparers whether a tagged value should be expressed as positive or negative in XBRL filings.

## What is the balance attribute of an element?

174 The balance attribute of an element indicates whether the item is normally a debit or credit, as shown in table 20.

**Table 20—Balance attributes**

	Statement of financial position	Statement of comprehensive income, profit or loss	Statement of cash flows
Debit balance attribute	Assets	Expense	Cash inflows
Credit balance attribute	Liabilities/Equity	Income	Cash outflows

175 Preparers using the *IFRS Taxonomy Illustrated* and xIFRS can find the balance attribute displayed in the second column of these documents:

[310000] Statement of comprehensive income, profit or loss, by function of expense	
...	
Revenue	X duration, credit
Interest revenue calculated using effective interest method	X duration, credit
Cost of sales	(X) duration, debit
Gross profit	X duration, credit

**Figure 20—Credit or debit balance attribute of line items**

Source: *IFRS Taxonomy Illustrated*

176 Balance attributes are assigned only to ‘monetary’ element types (see [paragraph 57](#) for a definition of a monetary element type). However, not all monetary elements within the IFRS Taxonomy have balance attributes.

## Elements with an assigned balance attribute

177 The balance attribute and standard label of an element indicate whether the value of that element must be reported with a positive or negative sign in the XBRL filing. For example, an entity’s expense item, such as ‘Cost of goods sold’, might be presented in the human-readable report with a value of 1000 and a minus sign (or in brackets) to highlight to readers that this disclosure is deducted from revenue to arrive at gross profit. However, when tagging using the IFRS Taxonomy element ‘Cost of sales’, the value associated with this tag must be reported as positive, that is, 1000 without the sign (or brackets), because this element is assigned a debit balance attribute indicating that this value represents an expense item.

178 Another example is provided in figure 21. This figure is an extract from the *IFRS Foundation Annual Report 2017* in the Inline XBRL format. The highlighted value is tagged using the IFRS Taxonomy element ‘Purchase of property, plant and equipment’. This element has an inbuilt credit balance attribute, indicating a cash outflow and as such, the value should be entered as a positive value within the XBRL filing.

<b>Statement of cash flows</b>		
<i>Year ended 31 December 2017</i>		
	Note	2017 £'000
<b>Operating activities</b>		
<b>Cash received</b>		
Contributions		25,526
Publications and related activities		6,666
Funding for Asia-Oceania office	5	317
Interest		515
Foreign exchange settlements		–
Other receipts		21
<b>Cash paid</b>		
Salaries, wages and benefits		(15,629)
Publications and related activities expenses		(3,326)
Trustees’ fees		(622)
Foreign exchange settlements		(2,615)
Other operating expenses		(4,216)
<b>Net cash from operating activities</b>		<b>6,637</b>
<b>Investing activities</b>		
Matured bonds receipts		751
New bond purchases		(4,002)
Purchase of leasehold improvements, furniture and equipment		(163)
<b>Net cash from investing activities</b>		<b>(3,414)</b>

<b>XBRL attributes</b>	
Name	ifrs-full:PurchaseOfPropertyPlantAndEquipmentClassifiedAsInvestingActivities
Value	163,000
Units	GBP
Period	2017-01-01 to 2017-12-31
Decimals	-3
Scale	3
<a href="#">Close</a>	

Figure 21—Extract from the *IFRS Foundation Annual Report 2017* (Inline XBRL format)

179 The way the standard labels and balance attributes of monetary line items are defined within the IFRS Taxonomy generally results in elements being reported as having positive values in the XBRL filing. There are, however, cases that are different. For example, in some cases:

- (a) the reported values of an IFRS disclosure can be positive or negative, for example, profit (or loss), cash inflows (or outflows) or net amounts combining expense and income items (see paragraph 180); or
- (b) a line item is used with members (see paragraph 181).

180 An IFRS Taxonomy line item that could have a positive or negative value normally has a standard label that uses brackets to indicate where a negative figure would be expected in the XBRL filing. For example, the signs that would correspond to elements from a simple statement of cash flows are set out in table 21.

**Table 21—Positive and negative data values**

Element standard label	Balance attribute	Label and value displayed in the financial statements	Value in the XBRL filing
Purchase of property, plant and equipment	Credit	Additions to property, plant and equipment (1,500)	1,500
Proceeds from sales of property, plant and equipment	Debit	Disposals property, plant and equipment 500	500
Net cash flows from (used in) investing activities	Debit	Cash flows investing (1,000)	minus 1,000

181 Axis members do not have a balance attribute as they cannot be used on their own but must be combined with line items to tag IFRS disclosures. It is therefore important to consider the specific member with which a line item has been combined to understand whether the value to be reported in the XBRL filing should be positive or negative.

**An IFRS Taxonomy line item that could have a positive or negative value normally has a standard label that uses brackets to indicate where a negative figure would be expected in the XBRL filing.**

182 For example, tables 22 and 23 illustrate the positive and negative values to be reported in an XBRL filing for the line item ‘Property, plant and equipment’.

**Table 22—An example of a display of values within the financial statements**

Label displayed in the financial statements	Value displayed in the financial statements
Property, plant and equipment—gross	2,000
Property, plant and equipment—accumulated impairment	800



**Table 23—Positive and negative values for the line item ‘Property, plant and equipment’ used together with members (XBRL filing)**

Standard element label of member used	Line item used	Value reported in the XBRL filing
Gross carrying amount [member]	Property, plant and equipment	2,000
Accumulated impairment [member]	Property, plant and equipment	minus 800

183 The IFRS Taxonomy line item ‘Property, plant and equipment’ has a debit balance attribute, indicating that it is an asset. This line item is used together with the ‘Accumulated impairment [member]’ to tag the value of 800 displayed in the financial statements. In this case, a negative value needs to be conveyed in the XBRL filing as this value represents a decrease in assets. When this line item is combined with ‘Gross carrying amount [member]’, a positive value needs to be conveyed in the XBRL filing as this value represents an asset.

## Elements without an assigned balance attribute

**Standard element labels of elements without an assigned balance attribute should be used to understand which sign should be reported in the XBRL filing.**

184 IFRS Taxonomy line items with the element types ‘per share’, ‘shares’, ‘percentage’, ‘decimal’ or ‘pure’ (see [paragraph 57](#)) lack balance attributes. In addition, some monetary line items within the IFRS Taxonomy lack balance attributes. These monetary line items represent mainly disclosures required by IFRS Standards that:

- (a) lack a natural accounting balance of debit or credit, for example, ‘maximum exposure to credit risks of financial assets’; and
- (b) relate to a reconciliation of changes in assets or liabilities:
  - (i) that can also be presented within the statement of profit or loss (or notes to the statement of profit or loss) but have the opposite effect on debit or credit; and
  - (ii) for which users can intuitively select the correct sign to report in the XBRL filing, even though no balance attribute is assigned to the element representing that disclosure.

185 For example, ‘Depreciation of property, plant and equipment’ (an expense) can be presented in the statement of profit or loss with a normal debit balance (indicating an expense), and in the reconciliation of changes in property, plant and equipment with a normal credit balance (indicating a decrease in assets). The IFRS Taxonomy contains a monetary line item with the standard label ‘Depreciation, property, plant and equipment’. No balance attribute has been allocated to this element.

186 Standard element labels of elements without an assigned balance attribute should be used to understand which sign should be reported in the XBRL filing.

187 Standard labels within the IFRS Taxonomy are defined in a way that usually implies that the value must be reported as positive within the XBRL filing, as is the case for ‘Depreciation, property, plant and equipment’ in the example in paragraph 185. The main exception is for elements representing IFRS disclosures for which the expected reported value can be positive or negative. In this case, enclosing wording within brackets and using the standard label indicates a negative value must be reported. An example is the earnings per share line item with the standard label ‘Basic earnings (loss) per share from discontinued operations’.

---

## Negated labels—presentation

- 188 Software can generate a human-readable report from XBRL files. For example, the software used to tag IFRS financial statements may generate a report in PDF, Excel or Word for a preparer to review.
- 189 A preparer may prefer this human-readable report to display a negative value for a disclosure even when this value must be expressed as positive in XBRL files. Consider the following example:

XBRL file (using standard labels)			Human-readable report (using negated labels)	
Profit (loss) before tax	1,000		Profit (loss) before tax	1,000
Tax expense (income)	200		Tax income (expense)	(200)
Profit (loss) from continuing operations	800		Profit (loss) from continuing operations	800

**Figure 22—Extract from a financial report**

- 190 As explained in [paragraphs 174 to 187](#), the sign of each reported fact within an XBRL filing is driven by the balance attribute and standard labels of the related IFRS Taxonomy element. For example, the element with the standard label ‘Tax expense (income)’ has a debit balance attribute. This is consistent with the structure of the label, which suggests that tax expense should be conveyed with a positive value in the XBRL file and tax income (in brackets) should be reported as a negative value (see the XBRL file in figure 22).
- 191 However, a preparer might prefer to display the value of the tax expense as a negative value (see the human-readable report in figure 22). In this situation, the preparer could use a negating label ‘Tax income (expense)’ within the human-readable report to show that tax income is now presented as a positive value and tax expense (in brackets) is presented as a negative value.
- 192 The IFRS Taxonomy includes negated labels. The *IFRS Taxonomy Illustrated* is a human-readable document generated from the IFRS Taxonomy files and displays negated labels instead of standard labels. Negated labels in the *IFRS Taxonomy Illustrated* are expressed with ‘(X)’, as shown in figure 20. The software that a preparer uses to tag its financial statements may also display negated labels. Preparers should use balance attributes (where available) and standard labels, and not negated labels, to understand how values must be conveyed within XBRL filings.

# Section 6—Tagging specific values using the IFRS Taxonomy

## Overview

- 193 This section explains how a preparer can use IFRS Taxonomy content to report specific values:
- (a) How can I tag range values? (see paragraphs 194 to 195.)
  - (b) How can I tag time bands? (see [paragraphs 196 to 199.](#))
  - (c) How can I tag current and non-current values? (see [paragraphs 200 to 202.](#))
  - (d) How can I tag a cross-reference to another part of the annual report? (see [paragraph 203.](#))
  - (e) How can I report the location of an item within primary financial statements? (see [paragraph 204.](#))

**Table 24—How to use IFRS Taxonomy content to tag specific values**

To tag ...	
Range values	use the Range axis
Time Bands	use the Maturity axis use the Past due status axis
Current and non-current values	use IFRS Taxonomy line items no specific IFRS Taxonomy axis exists to depict these, except for an axis to represent the disclosure of reconciliation of changes in biological assets
Cross-reference to another part of the annual report	use one of the available text line items no specific IFRS Taxonomy axis exists
The location of an item within primary financial statements	use one of the available text line items no specific IFRS Taxonomy axis exists

## How can I tag range values?

- 194 The IFRS Taxonomy axis ‘Range [axis]’ can be used to tag values representing a range. The ‘Range [axis]’ has the following members:
- (a) ‘Ranges [member]’ (the default, used when no range value is reported);
  - (b) ‘Bottom of range [member]’;
  - (c) ‘Top of range [member]’; and
  - (d) ‘Weighted average [member]’.

195 For example, ‘Range [axis]’ is used in the IFRS Taxonomy table ‘Disclosure of detailed information about borrowings [table]’. This table also includes a line item with the standard label ‘Borrowings, interest rate’. To tag an interest rate with a reported range value of ‘2% to 5%’, a preparer can use ‘Range [axis]’ and members as in table 25.

**Table 25—Use of the range axis for ‘Borrowings, interest rate’**

Element standard label of line item	Element standard label of member	Value reported in the filing
Borrowings, interest rate	Bottom of range	2
Borrowings, interest rate	Top of range	5

## How can I tag time bands?

196 The IFRS Taxonomy includes a number of members covering particular time bands, such as ‘On demand [member]’ or ‘Later than five years [member]’.

197 The IFRS Taxonomy also has two specific axes, ‘Maturity [axis]’ and ‘Past due status [axis]’, that have been used within several IFRS Taxonomy tables. The time band members included for these axes within an IFRS Taxonomy table reflect the disclosure requirements of the IFRS Standard to which the table relates, and may be different across tables.

For example, paragraphs 60 and 61 of IAS 1 *Presentation of Financial Statements* state that:

- 60** An entity shall present current and non-current assets, and current and non-current liabilities, as separate classifications in its statement of financial position in accordance with paragraphs 66–76 except when a presentation based on liquidity provides information that is reliable and more relevant. When that exception applies, an entity shall present all assets and liabilities in order of liquidity.
- 61** Whichever method of presentation is adopted, an entity shall disclose the amount expected to be recovered or settled after more than twelve months for each asset and liability line item that combines amounts expected to be recovered or settled:
- (a) no more than twelve months after the reporting period, and
  - (b) more than twelve months after the reporting period.

**Figure 23—Requirements for disclosure of time bands under IAS 1 *Presentation of Financial Statements***

Within the IFRS Taxonomy, the disclosure requirement in paragraph 61 of IAS 1 (see figure 23) has been modelled using two time members and the ‘Maturity [axis]’ as follows:

[810000] Notes - Corporate information and statement of IFRS compliance	
...	
Disclosure of amounts to be recovered or settled after twelve months for classes of assets and liabilities that contain amounts to be recovered or settled both no more and more than twelve months after reporting date [table]	table
Maturity [axis]	axis
...	
Not later than one year [member]	member
Later than one year [member]	member

**Figure 24—Tagging of time bands under IAS 1 *Presentation of Financial Statements***

Source: *IFRS Taxonomy Illustrated*

- 198 The IFRS Taxonomy also includes time bands not specifically mentioned within IFRS Standards but that have been commonly reported in practice. These have been added as common practice elements. They are located within the IFRS Taxonomy, outside a specific table, in the presentation group ‘[880000] Notes - Additional information’.
- 199 Preparers can add any time band member, wherever it appears in the IFRS Taxonomy, to ‘Maturity [axis]’ or to ‘Past due status [axis]’ within an existing IFRS Taxonomy table, or, if permitted by the filing system owner, to a new table within an extension taxonomy.

## How can I tag current and non-current values?

- 200 Paragraph 60 of IAS 1 *Presentation of Financial Statements* requires an entity to disclose current and non-current assets, and current and non-current liabilities in separate classifications in its statement of financial position, except when a presentation based on liquidity provides information that is reliable and more relevant (see figure 23).
- 201 Current and non-current values or the aggregate of current and non-current values can be tagged using IFRS Taxonomy line items such as ‘Current trade receivables’, ‘Non-current trade receivables’ and ‘Trade receivables’.

The items in table 26 could be extracts from an entity’s financial statements.

**Table 26—Example: tagging of trade receivables ('current' and 'later than one year')**

Statement of Financial Position	
Trade receivables	500
Other current assets	300
Current assets	<b>800</b>
Notes to the Statement of Financial Position	
Amounts due after twelve months included within current assets:	
Trade receivables	25

In table 26, the reported value '500' can be tagged using the line item 'Current trade receivables'. The value '25' must be tagged using the line item 'Current trade receivables' in conjunction with the time band member 'Later than one year [member]' and 'Maturity [axis]'. If all the current assets or all the current liabilities are due within one year then it is not necessary to use 'Maturity [axis]' at all.

- 202 The IFRS Taxonomy does not use axes to depict current and non-current values, with one exception. The IFRS Taxonomy has a table for the 'Disclosure of reconciliation of changes in biological assets'. Entities commonly report this reconciliation for both current and non-current biological assets. To reflect this common reporting practice, this IFRS Taxonomy table includes 'Biological assets [axis]' which comprises current and non-current members (see figure 25). The IFRS Taxonomy also includes line items 'Biological assets', 'Non-current biological assets' and 'Current biological assets' which can be used to tag reported values for biological assets presented outside the reconciliation.

[824180] Notes - Agriculture	
...	
Biological assets [axis]	axis
Biological assets [member]	member[default]
Current biological assets [member]	member
Non-current biological assets [member]	member

**Figure 25—Current and non-current members of 'Biological assets [axis]'**

Source: *IFRS Taxonomy Illustrated*

## How can I tag a cross-reference to another part of an annual report?

- 203 Preparers can tag a cross-reference to another part of an annual report using one of a number of text elements within the IFRS Taxonomy. For example, paragraph 52 of IFRS 16 *Leases* states that:

A lessee shall disclose information about its leases for which it is a lessee in a single note or separate section in its financial statements. However, a lessee need not duplicate information that is already presented elsewhere in the financial statements, provided that the information is incorporated by cross-reference in the single note or separate section about leases.

**Figure 26—Paragraph 52 of IFRS 16 *Leases***

The IFRS Taxonomy presentation group '[832610] Notes - Leases (IFRS 16)' contains the following element to enable a preparer to meet this requirement:

[832610] Notes - Leases (IFRS 16)		
...		
Description of cross-reference to disclosures about leases	text	Effective 2019-01-01 IFRS 16.52 Disclosure

**Figure 27—Cross-referencing using text elements**

Source: *IFRS Taxonomy Illustrated*

## How can I report the location of information within primary financial statements?

204 Some IFRS Standards require entities to disclose in which line item in the primary financial statements a particular item has been included. For example, paragraph 47 of IFRS 16 *Leases* states:

A lessee shall either present in the statement of financial position, or disclose in the notes:

- (a) right-of-use assets separately from other assets. If a lessee does not present right-of-use assets separately in the statement of financial position, the lessee shall:
  - (i) include right-of-use assets within the same line item as that within which the corresponding underlying assets would be presented if they were owned; and
  - (ii) disclose which line items in the statement of financial position include those right-of-use assets.

**Figure 28—Extract from paragraph 47 of IFRS 16 *Leases***

The IFRS Taxonomy presentation group '[832610] Notes - Leases (IFRS 16)' contains the following element to enable a preparer to meet the requirement in paragraph 47(a)(ii):

[832610] Notes - Leases (IFRS 16)		
...		
Description of line items in statement of financial position which include right-of-use assets	text	Effective 2019-01-01 IFRS 16.47 a (ii) Disclosure

**Figure 29—Element to report the location of items within financial statements**

Source: *IFRS Taxonomy Illustrated*

# Section 7—Use of the IFRS Taxonomy by a filing system owner

---

## Overview

- 205 The IFRS Taxonomy used by a filing system may not necessarily be the same as the IFRS Taxonomy published by the Board and the Foundation and described within this guide. A filing system owner can extend or customise IFRS Taxonomy content and might not always use the latest version of the IFRS Taxonomy. [Using the IFRS Taxonomy—A regulator’s guide](#)<sup>21</sup> provides more detail on how a filing system owner may use the IFRS Taxonomy. Filing system owners usually provide the filing rules with which preparers must comply when tagging and submitting electronic IFRS financial statements.
- 206 This section identifies aspects of a filing system owner’s use and implementation of the IFRS Taxonomy that may affect the applicability of the guidance set out in this guide.

## Variations in how a filing system owner may use the IFRS Taxonomy

### IFRS Taxonomy versions

- 207 Filing system owners incorporate IFRS Taxonomy updates into their filing systems with varying frequency. The IFRS Taxonomy used in a particular filing system might not be the latest IFRS Taxonomy version available on the Foundation’s website. It is therefore possible that some of the content described in this guide is not yet available within the taxonomy in use by a filing system owner.

### IFRS Taxonomy extensions

- 208 The IFRS Taxonomy does not cover all the supplementary disclosures specific to filing systems or applicable to particular regions, jurisdictions and/or regulatory systems. A filing system owner may extend the IFRS Taxonomy by adding elements, for example, to permit tagging of disclosures only applicable to a particular region, jurisdiction and/or regulatory system.
- 209 This guide does not include any guidance on extensions a filing system owner may have made to the IFRS Taxonomy.

### IFRS Taxonomy customisations

- 210 Customisation occurs when a filing system owner does not add elements to the IFRS Taxonomy, but makes other content additions to adapt the IFRS Taxonomy for local use.
- 211 Customisation can affect the guidance in this guide, in particular, because:
- (a) IFRS Taxonomy content that describes the accounting meaning of an element may not be available or may have been replaced by alternative or new supporting content;
  - (b) IFRS Taxonomy presentation views, tables and calculations may not be (fully) available or may have been replaced by alternatives or new presentation views, tables and calculations; and
  - (c) deprecated elements may still be available for use by preparers, in order to reflect the endorsement status of IFRS Standards within a jurisdiction.

---

<sup>21</sup> *Using the IFRS Taxonomy—A regulator’s guide* is available at <http://www.ifrs.org/-/media/feature/standards/taxonomy/general-resources/ifrs-taxonomy-regulators-guide>.



---

## Filing rules set by a system owner

212 A filing system owner specifies the filing rules preparers must follow when tagging and submitting electronic IFRS financial statements. Examples of the subjects covered by these rules include:

- (a) whether there are restrictions on IFRS Taxonomy elements that can be used by preparers—for example, whether only a subset of the elements may be used to tag a statement;
- (b) whether tags need to be applied to notes or alternatively to only the primary financial statements;
- (c) whether preparers are permitted to extend or customise the taxonomy used by a regulator (see [section 8](#));
- (d) whether preparers must adhere to particular tagging principles; and
- (e) whether validation is required and how data will be validated.

# Section 8—Communicating entity-specific information using the IFRS Taxonomy

---

## Overview

213 This section explains how a preparer can use the IFRS Taxonomy content to communicate entity-specific information in an XBRL filing.

## Entity-specific disclosures

214 IFRS Standards are principle-based and, as a result, IFRS financial statements may contain disclosures that are specific to an entity or to a small number of entities (entity-specific disclosures).

215 In particular, IAS 1 *Presentation of Financial Statements* requires an entity to consider whether to provide additional disclosures when compliance with the specific requirements in an IFRS Standard is not sufficient to achieve fair presentation of the entity's financial results. Furthermore, the principle-based nature of IFRS Standards also means that a preparer:

- (a) can aggregate specific information required by IFRS Standards with other items either in the primary financial statements or in the notes, if the information is individually immaterial; and
- (b) is required to further disaggregate information required by IFRS Standards, if the information is material.

216 As described in [paragraphs 24 to 28](#), the IFRS Taxonomy includes elements that reflect common reporting practice to support more consistent tagging of IFRS financial statements. Preparers may find those common practice elements applicable for tagging their disclosures that are not specifically required by IFRS Standards. However, IFRS Taxonomy common practice content is not an exhaustive list of all potential disclosures that entities could report when applying the IFRS Standards.

**Users can more easily access and analyse entity-specific disclosures tagged using extensions if additional context about the extensions used is provided by linking them to one or more IFRS Taxonomy elements.**

217 A filing system owner normally determines the rules to be followed in communicating entity-specific disclosures within an XBRL filing (see [section 7](#)). Filing system owners may have different approaches, for example, the filing rules may stipulate that an entity should:

- (a) not tag entity-specific disclosures;
- (b) tag entity-specific disclosures using extensions or custom tags;
- (c) tag entity-specific disclosures using extensions or custom tags, and link<sup>22</sup> such tags to other specified or related elements in the IFRS Taxonomy; or
- (d) use other mechanisms to tag entity-specific disclosures.

218 The filing rules on entity-specific disclosures can affect the guidance provided in this guide. For example, [paragraph 61](#) explains that preparers can add their own line items to tag entity-specific disclosures. However, a filing system owner may not permit extensions, or the filing rules may stipulate that entity-specific disclosures should not be tagged.

---

22 When linking is required by a filing system owner, the filing rules usually specify the type of link to be used. For example, anchoring is a type of linking that allows a preparer to define a wider or narrower relationship between an extension and an IFRS Taxonomy element(s).

- 219 Users can more easily access and analyse entity-specific disclosures tagged using extensions if additional context about the extensions used is provided by linking them to one or more IFRS Taxonomy elements. Linking gives users a better understanding of the accounting meaning of the extension and facilitates comparisons across multiple IFRS XBRL filings.
- 220 For example, the IFRS Taxonomy element ‘Property, plant and equipment’ can be used to tag the total carrying amount of property, plant and equipment presented on the statement of financial position. Figure 30 shows an extract from Entity B’s statement of financial position. There are no elements in the IFRS Taxonomy for Entity B to tag the disaggregation of property, plant and equipment unique to its business because they have not been identified as common reporting practice. The extension elements that Entity B creates to tag these items could be linked to the IFRS Taxonomy element ‘Property, plant and equipment’ to tell users that those extensions are a further disaggregation of the specified IFRS Taxonomy element.

Statement of financial position	
Year ended 31 December 2017	
ASSETS	£’000
Property, plant and equipment operated under French public electricity distribution concessions	138,000
Property, plant and equipment operated under concessions for other activities	13,000
Property, plant and equipment used in generation and other tangible assets owned by the Group	106,200
Goodwill	6,500
Other intangible assets	8,000

*Note: A callout box labeled 'Property, plant and equipment' points to the first three rows of the table.*

Figure 30—Example illustrating entity-specific disclosures

## Other entity-specific information

- 221 A preparer might reflect other entity-specific facts and circumstances within an XBRL filing through, for example, how the primary financial statements are presented, labels used for reflecting IFRS disclosures or how reconciliations and aggregations are reflected.
- 222 Filing system owners stipulate whether, and if so, how, such types of information should be communicated within an XBRL filing (see [section 7](#)). Examples of the subjects covered by these rules include:
- whether the use of entity-specific labels instead of IFRS Taxonomy standard labels is required or permitted;
  - whether reconciliations and aggregations of IFRS disclosures should be reflected in an extension taxonomy, using entity-specific calculations and formulas; and
  - whether the presentation of the primary financial statements should be reflected in an extension taxonomy, using entity-specific abstract elements and child-parent presentation relationships.
- 223 The filing rules on other entity-specific information can also affect the guidance provided in this guide. For example, [paragraph 132](#) explains that preparers can use abstract elements to identify each primary financial statement within an XBRL filing. However, a filing system owner may require a different way of identifying the financial statement in an XBRL filing.
- 224 IFRS Taxonomy child-parent presentation relationships, calculations and formulas can be used as a starting point for creating entity-specific child-parent presentation relationships, calculations and formulas within an extension taxonomy, unless a filing system owner specifies otherwise.



International Financial Reporting Standards®

IFRS Foundation®

IFRS®

IAS®

IFRIC®

SIC®

IASB®

Contact the IFRS Foundation for details of countries where its trade marks are in use or have been registered.

The International Accounting Standards Board is the independent standard-setting body of the IFRS® Foundation.

Columbus Building | 7 Westferry Circus | Canary Wharf | London E14 4HD | United Kingdom

Telephone: +44 (0)20 7246 6410

Email: [info@ifrs.org](mailto:info@ifrs.org) | Web: [www.ifrs.org](http://www.ifrs.org)

Publications Department

Telephone: +44 (0)20 7332 2730

Email: [publications@ifrs.org](mailto:publications@ifrs.org)

**Copyright © 2019 IFRS® Foundation**

**All rights reserved.** Reproduction and use rights are strictly limited. No part of this publication may be translated, reprinted, reproduced or used in any form either in whole or in part or by any electronic, mechanical or other means, now known or hereafter invented, including photocopying and recording, or in any information storage and retrieval system, without prior permission in writing from the IFRS Foundation (Foundation).

The Foundation has trade marks registered around the world (Marks) including 'IAS®', 'IASB®', the IASB® logo, 'IFRIC®', 'IFRS®', the IFRS® logo, 'IFRS for SMEs®', the IFRS for SMEs® logo, the 'Hexagon Device', 'International Accounting Standards®', 'International Financial Reporting Standards®', 'NIIF®' and 'SIC®'. Further details of the Foundation's Marks are available from the Foundation on request.

The IFRS Foundation is a not-for-profit corporation under the General Corporation Law of the State of Delaware, USA and operates in England and Wales as an overseas company (Company number: FC023235) with its principal office in London.